


*Rankings of Effectiveness, Attendance,  
and Roll Call Voting Participation for the  
North Carolina General Assembly*



*A report by the*


**North Carolina Center for Public Policy Research**

*April 2012*



# Table of Contents:

## *Rankings of Effectiveness, Attendance, and Roll Call Voting Participation for the 2011 North Carolina General Assembly*



---

Methodology and Response Rates for the 2011 Legislative Effectiveness Survey .....	4
Effectiveness Rankings for Members of the 2011 N.C. Senate .....	5
Alphabetical Listing .....	9
Effectiveness Rankings for Members of the 2011 N.C. House of Representatives .....	10
Alphabetical Listing .....	18
Key Terminology for Attendance and Roll Call Voting Participation Rankings for the 2011 N.C. General Assembly .....	20
Legislative Session Attendance Rankings for Members of the 2011 N.C. Senate .....	21
Alphabetical Listing .....	24
Legislative Session Attendance Rankings for Members of the 2011 N.C. House of Representatives.....	25
Alphabetical Listing .....	31
Roll Call Voting Participation Rankings for Members of the 2011 N.C. Senate.....	32
Alphabetical Listing .....	35
Roll Call Voting Participation Rankings for Members of the 2011 N.C. House of Representatives .....	36
Alphabetical Listing .....	42

# Methodology and Response Rates for the 2011 Legislative Effectiveness Survey



---

The N.C. Center for Public Policy Research conducted its legislative effectiveness survey in December 2011 through February 2012. At that time, 49\* state Senators, 120\*\* Representatives, 407 registered lobbyists (including the lead state agency legislative liaisons), and 23 state capital news correspondents were asked to rate the effectiveness of each member of the North Carolina General Assembly on a scale of one to 10. Senators were asked to rank only other Senators, and Representatives rated only their fellow Representatives.

Sixty-three of the 120 House members (53%) responded to the Center's survey, as did 24 of the 49\* Senators (49%), 144 of the 407 lobbyists and lead legislative liaisons based in North Carolina (35%), and 6 of 22 capital news correspondents (27%). The overall response rate was 40%.

The survey's purpose was to identify the most effective legislators in the General Assembly. The Center asked respondents to base their ratings on legislators' participation in committee work, their skill at guiding bills through committee and floor debate, their general knowledge and expertise in special fields, the respect they command from peers, his or her ethics, the enthusiasm with which they execute various legislative responsibilities, the political power they hold (by virtue of office, longevity, or personal skills), their ability to sway the opinions of fellow legislators, and their aptitude for the overall legislative process. Respondents were asked to use these criteria, as well as their own personal knowledge of the General Assembly and personal perceptions of those who serve there, in replying to the Center's questionnaire.

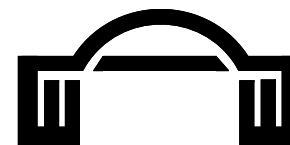
The following pages list the effectiveness rankings for the 2011 North Carolina Senate and House of Representatives and include rankings from previous legislative sessions where applicable.

---

\*Note: Only 49 of the state's 50 Senators are included in the rankings based on their dates of service during the 2011 Long Session and several special sessions in 2011. Sen. James Forrester died Oct. 31, 2011 and Chris Carney was appointed Dec. 8, 2011 to replace him. Senators Forrester and Carney are not included in the rankings. Former Senate President Pro Tem Marc Basnight resigned Jan. 1, 2011, and Stan White was appointed to replace him on Jan. 25, 2011. Sen. White is included in the rankings. Sen. Debbie A. Clary resigned Jan. 10, 2012, and Wes Westmoreland was appointed to replace her on Jan. 23, 2012. Sen. Clary is included in the rankings, while Sen. Westmoreland is not included.

\*\*Note: All 120 state Representatives are included in the rankings, based on their dates of service during the 2011 Long Session and several special sessions in 2011. Rep. Pryor Gibson resigned March 3, 2011 and was replaced by Frank McGuirt on March 7, 2011. Rep. McGuirt is included in the rankings, and Rep. Gibson is not. Rep. Johnathan Rhyne, Jr. resigned Aug. 15, 2011 and is included in the rankings. His replacement, Jason Saine, was appointed Aug. 24, 2011 and is not included. Rep. Jeff Barnhart resigned Sept. 30, 2011 and is included in the rankings. His replacement, Larry Pittman, was appointed Oct. 10, 2011 and is not included in the rankings. Rep. David Guice resigned Jan. 1, 2012 and is included in the rankings. His replacement, Trudi Walend, was appointed Jan. 4, 2012 and is not included.

# Effectiveness Rankings for Members of the 2011 N.C. Senate

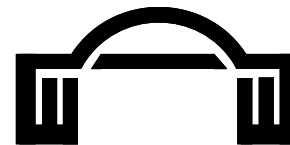


<u>Name of Senator</u>	<u>Effectiveness Ranking in:</u>	<u>Previous Effectiveness Rankings (where applicable)</u>									
	<u>2011**</u>	<u>2009</u>	<u>2007</u>	<u>2005</u>	<u>2003</u>	<u>2001</u>	<u>1999</u>	<u>1997</u>	<u>1995</u>	<u>1993</u>	<u>1991</u>
Berger, Philip (Phil) E. (R-Rockingham)	1	11	14	16	21	44	NA	NA	NA	NA	NA
Apodaca, Thomas (Tom) M. (R-Henderson)	2	17	21	26	32	NA	NA	NA	NA	NA	NA
Stevens, Richard Y. (R-Wake)	3	13	17	22	25	NA	NA	NA	NA	NA	NA
Brunstetter, Peter (Pete) S. (R-Forsyth)	4	22	28	NA	NA	NA	NA	NA	NA	NA	NA
Rucho, Robert (Bob) A. (R-Mecklenburg)	5	37	NA	NA	26	35	42	39	NA	NA	NA
Brown, Harry (R-Onslow)	6	35	36	36	NA	NA	NA	NA	NA	NA	NA
Hartsell, Fletcher L., Jr. (R-Cabarrus)	7	7	9	10	10	19	14	17	20	43	46
Tillman, Jerry W. (R-Randolph)	8	29	32	34	43	NA	NA	NA	NA	NA	NA
Hunt, Neal (R-Wake)	9	39	41	40	NA	NA	NA	NA	NA	NA	NA
Rouzer, David (R-Johnston)	10	46	NA	NA	NA	NA	NA	NA	NA	NA	NA
Nesbitt, Martin L., Jr. (D-Buncombe)	11	6	12	14	16*	13*	6*	20*	NA	2*	4*
Brock, Andrew C. (R-Davie)	12	50	50	45	50	NA	NA	NA	NA	NA	NA
Bingham, Stan (R-Davidson)	13	21	26	23	31	46	NA	NA	NA	NA	NA
Clodfelter, Daniel (Dan) G. (D-Mecklenburg)	14	5	4	4	4	11	19	NA	NA	NA	NA
Clary, Debbie A. (R-Cleveland)	15	43	48*	41*	24*	75*	70*	33*	70*	NA	NA

\*Indicates effectiveness ranking while in the N.C. House of Representatives.

\*\*Indicates a member's ranking out of the 49 Senators ranked. See the note on p. 4.

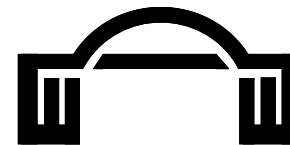
# Effectiveness Rankings for Members of the 2011 N.C. Senate



<u>Name of Senator</u>	<u>Effectiveness Ranking in:</u>		<u>Previous Effectiveness Rankings (where applicable)</u>								
	<u>2011</u>	<u>2009</u>	<u>2007</u>	<u>2005</u>	<u>2003</u>	<u>2001</u>	<u>1999</u>	<u>1997</u>	<u>1995</u>	<u>1993</u>	<u>1991</u>
Hise, Ralph E., Jr. (R-Mitchell)	16	NA	NA	NA	NA	NA	NA	NA	NA	NA	NA
Blue, Daniel (Dan) T., Jr. (D-Wake)	17	14	8*	NA	NA	10*	14*	12*	26*	1*	1*
Rabon, William (Bill) P. (R-Brunswick)	18	NA	NA	NA	NA	NA	NA	NA	NA	NA	NA
East, Don W. (R-Surry)	19	44	44	44	NA	NA	48	45	46	NA	NA
Pate, Louis M., Jr. (R-Wayne)	20	NA	69*	88*	91*	NA	NA	NA	91*	NA	NA
Goolsby, Thomas (Thom) C. (R-New Hanover)	21	NA	NA	NA	NA	NA	NA	NA	NA	NA	NA
Stein, Joshua (Josh) H. (D-Wake)	22	19	NA	NA	NA	NA	NA	NA	NA	NA	NA
Tucker, Tommy (R-Union)	23	NA	NA	NA	NA	NA	NA	NA	NA	NA	NA
Newton, E. S. (Buck) (R-Wilson)	24	NA	NA	NA	NA	NA	NA	NA	NA	NA	NA
Harrington, Kathryn (Kathy) (R-Gaston)	25	NA	NA	NA	NA	NA	NA	NA	NA	NA	NA
Preston, Jean R. (R-Carteret)	26	41	35	43*	39*	68*	56*	29*	30*	99*	NA
Jackson, W. Brent (R-Sampson)	27	NA	NA	NA	NA	NA	NA	NA	NA	NA	NA
Purcell, William (Bill) R. (D-Scotland)	28	9	10	11	12	16	20	NA	NA	NA	NA
Soucek, Daniel (Dan) F. (R-Watauga)	29	NA	NA	NA	NA	NA	NA	NA	NA	NA	NA
Allran, Austin M. (R-Catawba)	30	45	45	38	41	47	43 (tie)	40	33	47	43

\*Indicates effectiveness ranking while in the N.C. House of Representatives.

# Effectiveness Rankings for Members of the 2011 N.C. Senate



<b>Name of Senator</b>	<b>Effectiveness Ranking in:</b>	<b>Previous Effectiveness Rankings (where applicable)</b>									
	<b>2011</b>	<b>2009</b>	<b>2007</b>	<b>2005</b>	<b>2003</b>	<b>2001</b>	<b>1999</b>	<b>1997</b>	<b>1995</b>	<b>1993</b>	<b>1991</b>
Mansfield, Eric L. (D-Cumberland)	31	NA	NA	NA	NA	NA	NA	NA	NA	NA	NA
Garrou, Linda (D-Forsyth)	32	4	5	6	7	25	35	NA	NA	NA	NA
Gunn, Richard (Rick) W. (R-Alamance)	33	NA	NA	NA	NA	NA	NA	NA	NA	NA	NA
Meredith, Wesley A. (R-Cumberland)	34	NA	NA	NA	NA	NA	NA	NA	NA	NA	NA
Daniel, Warren T. (R-Burke)	35	NA	NA	NA	NA	NA	NA	NA	NA	NA	NA
Blake, Harris D. (R-Moore)	36	48	47	43	47	NA	NA	NA	NA	NA	NA
Jenkins, S. Clark (D-Edgecombe)	37	10	15	18	40	NA	NA	NA	NA	NA	NA
Walters, Michael P. (D-Robeson)	38	NA	NA	NA	NA	NA	NA	NA	NA	NA	NA
McKissick, Floyd B., Jr. (D-Durham)	39	23	46	NA	NA	NA	NA	NA	NA	NA	NA
Jones, Edward (Ed) W. (D-Halifax)	40	32	29	99*	NA	NA	NA	NA	NA	NA	NA
Davis, James (Jim) Wayland (R-Macon)	41	NA	NA	NA	NA	NA	NA	NA	NA	NA	NA
Vaughan, Donald (Don) Ray (D-Guilford)	42	33	NA	NA	NA	NA	NA	NA	NA	NA	NA
Atwater, Robert (Bob) C. (D-Chatham)	43	28	34	42	NA	NA	NA	NA	NA	NA	NA
Dannelly, Charlie S. (D-Mecklenburg)	44	18	18	21	23	34	37	36	41	NA	NA
White, Stan M. (D-Dare)	45	NA	NA	NA	NA	NA	NA	NA	NA	NA	NA

\*Indicates effectiveness ranking while in the N.C. House of Representatives.

# Effectiveness Rankings for Members of the 2011 N.C. Senate




<u>Name of Senator</u>	<b>Effectiveness Ranking in:</b>	<b>Previous Effectiveness Rankings (where applicable)</b>									
	<u>2011</u>	<u>2009</u>	<u>2007</u>	<u>2005</u>	<u>2003</u>	<u>2001</u>	<u>1999</u>	<u>1997</u>	<u>1995</u>	<u>1993</u>	<u>1991</u>
Graham, Malcolm (D-Mecklenburg)	46	40	43	39	NA	NA	NA	NA	NA	NA	NA
Berger, Doug (D-Franklin)	47	26	31	33	NA	NA	NA	NA	NA	NA	NA
Kinnaird, Eleanor (Ellie) (D-Orange)	48	27	27	27	27	31	40	42	NA	NA	NA
Robinson, Gladys A. (D-Guilford)	49	NA	NA	NA	NA	NA	NA	NA	NA	NA	NA

\*Note: Only 49 of the state's 50 Senators are included in the rankings based on their dates of service during the 2011 Long Session and several special sessions in 2011. Sen. James Forrester died Oct. 31, 2011 and Chris Carney was appointed Dec. 8, 2011 to replace him. Senators Forrester and Carney are not included in the rankings. Former Senate President Pro Tem Marc Basnight resigned Jan. 1, 2011, and Stan White was appointed to replace him on Jan. 25, 2011. Sen. White is included in the rankings. Sen. Debbie A. Clary resigned Jan. 10, 2012, and Wes Westmoreland was appointed to replace her on Jan. 23, 2012. Sen. Clary is included in the rankings, while Sen. Westmoreland is not included.



# 2011 N.C. Senate Effectiveness Rankings, Alphabetical Order by Senator



*The number is the Senator's ranking out of the 49 Senators who were ranked.\**

<u>Senator</u>	<b>2011 Effectiveness Ranking*</b>
Allran, Austin M.	30
Apodaca, Thomas (Tom) M.	2
Atwater, Robert (Bob) C.	43
Berger, Doug	47
Berger, Philip (Phil) E.	1
Bingham, Stan	13
Blake, Harris D.	36
Blue, Daniel (Dan) T., Jr.	17
Brock, Andrew C.	12
Brown, Harry	6
Brunstetter, Peter (Pete) S.	4
Clary, Debbie A.	15
Clodfelter, Daniel (Dan) G.	14
Daniel, Warren T.	35
Dannelly, Charlie S.	44
Davis, James (Jim) Wayland	41
East, Don W.	19
Garrou, Linda	32
Goolsby, Thomas (Thom) C.	21
Graham, Malcolm	46
Gunn, Richard (Rick) W.	33
Harrington, Kathryn (Kathy)	25
Hartsell, Fletcher L., Jr.	7
Hise, Ralph E., Jr.	16
Hunt, Neal	9

<u>Senator</u>	<b>2011 Effectiveness Ranking*</b>
Jackson, W. Brent	27
Jenkins, S. Clark	37
Jones, Edward (Ed) W.	40
Kinnaird, Eleanor (Ellie)	48
Mansfield, Eric L.	31
McKissick, Floyd B., Jr.	39
Meredith, Wesley A.	34
Nesbitt, Martin L., Jr.	11
Newton, E. S. (Buck)	24
Pate, Louis M., Jr.	20
Preston, Jean R.	26
Purcell, William (Bill) R.	28
Rabon, William (Bill) P.	18
Robinson, Gladys A.	49
Rouzer, David	10
Rucho, Robert (Bob) A.	5
Soucek, Daniel (Dan) F.	29
Stein, Joshua (Josh) H.	22
Stevens, Richard Y.	3
Tillman, Jerry W.	8
Tucker, Tommy	23
Vaughan, Donald (Don) Ray	42
Walters, Michael P.	38
White, Stan M.	45

\*Note: Only 49 of the state's 50 Senators are included in the rankings based on their dates of service during the 2011 Long Session and several special sessions in 2011. Sen. James Forrester died Oct. 31, 2011 and Chris Carney was appointed Dec. 8, 2011 to replace him. Senators Forrester and Carney are not included in the rankings. Former Senate President Pro Tem Marc Basnight resigned Jan. 1, 2011, and Stan White was appointed to replace him on Jan. 25, 2011. Sen. White is included in the rankings. Sen. Debbie A. Clary resigned Jan. 10, 2012, and Wes Westmoreland was appointed to replace her on Jan. 23, 2012. Sen. Clary is included in the rankings, while Sen. Westmoreland is not included.

# Effectiveness Rankings for Members of the 2011 N.C. House of Representatives



<u>Name of Representative</u>	<u>Effectiveness Ranking in:</u>	<u>Previous Effectiveness Rankings (where applicable)</u>									
	<u>2011*</u>	<u>2009</u>	<u>2007</u>	<u>2005</u>	<u>2003</u>	<u>2001</u>	<u>1999</u>	<u>1997</u>	<u>1995</u>	<u>1993</u>	<u>1991</u>
Tillis, Thom (R-Mecklenburg)	1	32	95	NA	NA	NA	NA	NA	NA	NA	NA
Brubaker, Harold J. (R-Randolph)	2	18	16	14	5	41	33	3	1	31	37
Stam, Paul (Skip) (R-Wake)	3	10	10	42	47	NA	NA	NA	NA	NA	NA
Moore, Timothy (Tim) K. (R-Cleveland)	4	68	56	65	84	NA	NA	NA	NA	NA	NA
Lewis, David R. (R-Harnett)	5	44	65	81	78	NA	NA	NA	NA	NA	NA
Gillespie, Mitch (R-McDowell)	6	78	78	56	59	95	108	NA	NA	NA	NA
Crawford, James (Jim) W., Jr. (D-Granville)	7	6	5	5	6	30	26	50	43	NA	24
Folwell, Dale R. (R-Forsyth)	8	38	32	63	NA	NA	NA	NA	NA	NA	NA
Howard, Julia Craven (R-Davie)	9	36	29	23	11	85	74	17	18	87	99
Dollar, J. Nelson (R-Wake)	10	80	91	110	NA	NA	NA	NA	NA	NA	NA
Barnhart, Jeffrey (Jeff) L. (R-Cabarrus)	11	40	41	33	38	108	NA	NA	NA	NA	NA
McComas, Daniel (Danny) F. (R-New Hanover)	12	39	42	26	9	53	45	23	77	NA	NA
Hackney, Joe (D-Orange)	13	1	1	3	4	5	4	8	16	4	5
Owens, William (Bill) C., Jr. (D-Pasquotank)	14	2	2	4	8	12	12	48	71	NA	NA
Johnson, Linda P. (R-Cabarrus)	15	79	62	62	61	105	NA	NA	NA	NA	NA

\*Indicates Representative's ranking out of the 120 Representatives who were ranked. See the note on p. 4.

# Effectiveness Rankings for Members of the 2011 N.C. House of Representatives



<u>Name of Representative</u>	<u>Effectiveness Ranking in:</u>		<u>Previous Effectiveness Rankings (where applicable)</u>								
	<u>2011</u>	<u>2009</u>	<u>2007</u>	<u>2005</u>	<u>2003</u>	<u>2001</u>	<u>1999</u>	<u>1997</u>	<u>1995</u>	<u>1993</u>	<u>1991</u>
Rhyne, Johnathan L., Jr. (R-Lincoln)	16	61	NA	NA	NA	NA	NA	NA	NA	NA	14 (tie)
Starnes, Edgar V. (R-Caldwell)	17	86	93	104	86	96	106	112	NA	NA	NA
Samuelson, Ruth (R-Mecklenburg)	18	70	92	NA	NA	NA	NA	NA	NA	NA	NA
Dockham, Jerry C. (R-Davidson)	19	71	81	90	74	61	71	30	37	85	111 (tie)
Daughtry, N. Leo (R-Johnston)	20	63	67	92	85	11	8	2	2	43	39*
Avila, Marilyn (R-Wake)	21	111	116	NA	NA	NA	NA	NA	NA	NA	NA
Steen, Fred F., II (R-Rowan)	22	81	79	98	NA	NA	NA	NA	NA	NA	NA
West, Thomas Roger (R-Cherokee)	23	87	84	84	88	107	NA	NA	NA	NA	NA
Glazier, Rick (D-Cumberland)	24	5	4	19	44	NA	NA	NA	NA	NA	NA
Brisson, William D. (D-Bladen)	25	74	98	NA	NA	NA	NA	NA	NA	NA	NA
Holloway, Bryan R. (R-Stokes)	26	99	104	111	NA	NA	NA	NA	NA	NA	NA
Justice, Carolyn H. (R-Pender)	27	59	36	45	69	NA	NA	NA	NA	NA	NA
Guice, W. David (R-Transylvania)	28	106	NA	NA	NA	NA	NA	NA	NA	NA	NA
Burr, Justin P. (R-Stanly)	29	109	NA	NA	NA	NA	NA	NA	NA	NA	NA
Murry, Thomas (Tom) O. (R-Wake)	30	NA	NA	NA	NA	NA	NA	NA	NA	NA	NA

\*Indicates effectiveness ranking while in the N.C. Senate.

# Effectiveness Rankings for Members of the 2011 N.C. House of Representatives



<u>Name of Representative</u>	<u>Effectiveness Ranking in:</u>		<u>Previous Effectiveness Rankings (where applicable)</u>								
	<u>2011</u>	<u>2009</u>	<u>2007</u>	<u>2005</u>	<u>2003</u>	<u>2001</u>	<u>1999</u>	<u>1997</u>	<u>1995</u>	<u>1993</u>	<u>1991</u>
Spear, Timothy L. (D-Washington)	31	60	76	NA	NA	NA	NA	NA	NA	NA	NA
Stevens, Sarah S. (R-Surry)	32	108	NA	NA	NA	NA	NA	NA	NA	NA	NA
Hill, Dewey L. (D-Columbus)	33	50	47	31	22	44	60	59	79	93	NA
McGee, William (Bill) C. (R-Forsyth)	34	62	72	89	108	NA	NA	NA	NA	NA	NA
Hager, Michael (Mike) D. (R-Rutherford)	35	NA	NA	NA	NA	NA	NA	NA	NA	NA	NA
LaRoque, Stephen A. (R-Lenoir)	36	NA	NA	57	62	NA	NA	NA	NA	NA	NA
Blust, John Marshall (R-Guilford)	37	105	111	119	118	104	NA	47*	NA	NA	NA
Michaux, Henry M. (Mickey), Jr. (D-Durham)	38	3	6	21	26	17	19	38	40	7	9
Blackwell, Hugh A. (R-Burke)	39	92	NA	NA	NA	NA	NA	NA	NA	NA	NA
Moffitt, Timothy (Tim) D. (R-Buncombe)	40	NA	NA	NA	NA	NA	NA	NA	NA	NA	NA
Martin, D. Grier (D-Wake)	41	24	30	68	NA	NA	NA	NA	NA	NA	NA
Killian, Richard (Ric) D. (R-Mecklenburg)	42	75	109	NA	NA	NA	NA	NA	NA	NA	NA
Hurley, Pat B. (R-Randolph)	43	90	102	NA	NA	NA	NA	NA	NA	NA	NA
Setzer, Mitchell S. (R-Catawba)	44	95	89	85	82	110	107	NA	NA	NA	NA
Current, William (Bill) A., Sr. (R-Gaston)	45	89	101	77	NA	NA	NA	NA	NA	NA	NA

\*Indicates effectiveness ranking while in the N.C. Senate.

# Effectiveness Rankings for Members of the 2011 N.C. House of Representatives



<u>Name of Representative</u>	<u>Effectiveness Ranking in:</u>		<u>Previous Effectiveness Rankings (where applicable)</u>								
	<u>2011</u>	<u>2009</u>	<u>2007</u>	<u>2005</u>	<u>2003</u>	<u>2001</u>	<u>1999</u>	<u>1997</u>	<u>1995</u>	<u>1993</u>	<u>1991</u>
Carney, Becky (D-Mecklenburg)	46	19	17	29	64	NA	NA	NA	NA	NA	NA
Brawley, William (Bill) M., Jr. (R-Mecklenburg)	47	NA	NA	NA	NA	NA	NA	NA	NA	NA	NA
Mills, P. Grey (R-Iredell)	48	112	NA	NA	NA	NA	NA	NA	NA	NA	NA
Jordan, Jonathan C. (R-Ashe)	49	NA	NA	NA	NA	NA	NA	NA	NA	NA	NA
Ross, Deborah K. (D-Wake)	50	9	7	11	41	NA	NA	NA	NA	NA	NA
McElraft, Patricia (Pat) E. (R-Carteret)	51	94	108	NA	NA	NA	NA	NA	NA	NA	NA
Hilton, Mark K. (R-Catawba)	52	103	103	95	89	115	NA	NA	NA	NA	NA
McGrady, Charles (Chuck) W. (R-Henderson)	53	NA	NA	NA	NA	NA	NA	NA	NA	NA	NA
Boles, James (Jamie) L., Jr. (R-Moore)	54	116	NA	NA	NA	NA	NA	NA	NA	NA	NA
Cleveland, George G. (R-Onslow)	55	104	113	118	NA	NA	NA	NA	NA	NA	NA
Wainwright, William L. (D-Craven)	56	8	11	17	19	27	59	92	98	61	103 (tie)
Wilkins, W.A. (Winkie) (D-Person)	57	35	43	60	NA	NA	NA	NA	NA	NA	NA
Ingle, Dan W. (R-Alamance)	58	NA	NA	NA	NA	NA	NA	NA	NA	NA	NA
Langdon, James H., Jr. (R-Johnston)	59	98	112	108	NA	NA	NA	NA	NA	NA	NA
Iler, Frank (R-Brunswick)	60	NA	NA	NA	NA	NA	NA	NA	NA	NA	NA

# Effectiveness Rankings for Members of the 2011 N.C. House of Representatives



<u>Name of Representative</u>	<u>Effectiveness Ranking in:</u>		<u>Previous Effectiveness Rankings (where applicable)</u>								
	<u>2011</u>	<u>2009</u>	<u>2007</u>	<u>2005</u>	<u>2003</u>	<u>2001</u>	<u>1999</u>	<u>1997</u>	<u>1995</u>	<u>1993</u>	<u>1991</u>
Randleman, Shirley B. (R-Wilkes)	61	102	NA	NA	NA	NA	NA	NA	NA	NA	NA
Tolson, Joe P. (D-Edgecombe)	62	15	14	25	31	36	35	93	NA	NA	NA
Frye, Phillip D. (R-Mitchell)	63	100	100	101	110	NA	NA	NA	NA	NA	NA
Torbett, John A. (R-Gaston)	64	NA	NA	NA	NA	NA	NA	NA	NA	NA	NA
Collins, Jeffrey (Jeff) L. (R-Nash)	65	NA	NA	NA	NA	NA	NA	NA	NA	NA	NA
Horn, D. Craig (R-Union)	66	NA	NA	NA	NA	NA	NA	NA	NA	NA	NA
Hollo, Mark W. (R-Alexander)	67	NA	NA	106	NA	NA	NA	NA	NA	NA	NA
Jones, C. Herbert (Bert), Jr. (R-Rockingham)	68	NA	NA	NA	NA	NA	NA	NA	NA	NA	NA
Rapp, Raymond (Ray) C. (D-Madison)	69	34	35	54	79	NA	NA	NA	NA	NA	NA
Womble, Larry W. (D-Forsyth)	70	47	68	83	60	88	86	113	107	NA	NA
McCormick, Darrell G. (R-Yadkin)	71	113	NA	NA	NA	NA	NA	NA	NA	NA	NA
Hall, Larry D. (D-Durham)	72	42	63	NA	NA	NA	NA	NA	NA	NA	NA
Stone, Michael (Mike) C. (R-Lee)	73	NA	NA	NA	NA	NA	NA	NA	NA	NA	NA
Lucas, Marvin W. (D-Cumberland)	74	28	34	53	70	69	NA	NA	NA	NA	NA
Brown, Larry R. (R-Forsyth)	75	107	110	112	NA	NA	NA	NA	NA	NA	NA

# Effectiveness Rankings for Members of the 2011 N.C. House of Representatives



<u>Name of Representative</u>	<u>Effectiveness Ranking in:</u>	<u>Previous Effectiveness Rankings (where applicable)</u>									
	<u>2011</u>	<u>2009</u>	<u>2007</u>	<u>2005</u>	<u>2003</u>	<u>2001</u>	<u>1999</u>	<u>1997</u>	<u>1995</u>	<u>1993</u>	<u>1991</u>
Faircloth, Joseph (John) A., Jr. (R-Guilford)	76	NA	NA	NA	NA	NA	NA	NA	NA	NA	NA
Dixon, James (Jimmy) W. (R-Duplin)	77	NA	NA	NA	NA	NA	NA	NA	NA	NA	NA
Hastings, Kelly E. (R-Gaston)	78	NA	NA	NA	NA	NA	NA	NA	NA	NA	NA
McLawhorn, Marian N. (D-Pitt)	79	29	25	32	46	67	81	NA	NA	NA	NA
Brown, Rayne (R-Davidson)	80	NA	NA	NA	NA	NA	NA	NA	NA	NA	NA
Sanderson, Norman W. (R-Pamlico)	81	NA	NA	NA	NA	NA	NA	NA	NA	NA	NA
Warren, Harry J. (R-Rowan)	82	NA	NA	NA	NA	NA	NA	NA	NA	NA	NA
Luebke, Paul (D-Durham)	83	11	13	20	20	20	40	77	80	36	58
Sager, Efton M. (R-Wayne)	84	117	NA	NA	NA	NA	NA	NA	NA	NA	NA
Wray, Michael H. (D-Northampton)	85	72	77	91	NA	NA	NA	NA	NA	NA	NA
Haire, R. Phillip (Phil) (D-Jackson)	86	25	28	37	42	42	50	NA	NA	NA	NA
Jackson, Darren G. (D-Wake)	87	85	NA	NA	NA	NA	NA	NA	NA	NA	NA
Cotham, Tricia Ann (D-Mecklenburg)	88	51	85	NA	NA	NA	NA	NA	NA	NA	NA
Faison, Bill (D-Orange)	89	41	54	59	NA	NA	NA	NA	NA	NA	NA
Jeffus, Margaret (Maggie) M. (D-Guilford)	90	31	26	46	45	60	58	96	NA	62	106

# Effectiveness Rankings for Members of the 2011 N.C. House of Representatives



<u>Name of Representative</u>	<u>Effectiveness Ranking in:</u>	<u>Previous Effectiveness Rankings (where applicable)</u>									
	<u>2011</u>	<u>2009</u>	<u>2007</u>	<u>2005</u>	<u>2003</u>	<u>2001</u>	<u>1999</u>	<u>1997</u>	<u>1995</u>	<u>1993</u>	<u>1991</u>
Shepard, Phillip (Phil) R. (R-Onslow)	91	NA	NA	NA	NA	NA	NA	NA	NA	NA	NA
Weiss, Jennifer (D-Wake)	92	14	19	24	32	40	NA	NA	NA	NA	NA
Brandon, K. Marcus, Jr. (D-Guilford)	93	NA	NA	NA	NA	NA	NA	NA	NA	NA	NA
Alexander, Martha B. (D-Mecklenburg)	94	30	24	27	28	25	25	46	47	58	NA
Cook, William (Bill) Marvin (R-Beaufort)	95	NA	NA	NA	NA	NA	NA	NA	NA	NA	NA
Pridgen, Gaston Layton (G.L.) (R-Robeson)	96	NA	NA	NA	NA	NA	NA	NA	NA	NA	NA
Bell, Larry M. (D-Sampson)	97	43	51	67	72	90	NA	NA	NA	NA	NA
Bryant, Angela Rebecca (D-Nash)	98	67	94	NA	NA	NA	NA	NA	NA	NA	NA
Goodman, Kenneth (Ken) L. (D-Richmond)	99	NA	NA	NA	NA	NA	NA	NA	NA	NA	NA
Harrison, Mary Price (Pricey) T. (D-Guilford)	100	37	38	72	NA	NA	NA	NA	NA	NA	NA
Parfitt, Diane M. (D-Cumberland)	101	NA	NA	NA	NA	NA	NA	NA	NA	NA	NA
Hamilton, Susan (Susi) H. (D-New Hanover)	102	NA	NA	NA	NA	NA	NA	NA	NA	NA	NA
Parmon, Earline W. (D-Forsyth)	103	53	58	69	87	NA	NA	NA	NA	NA	NA
Moore, Rodney W. (D-Mecklenburg)	104	NA	NA	NA	NA	NA	NA	NA	NA	NA	NA
Alexander, Kelly M., Jr. (D-Mecklenburg)	105	84	NA	NA	NA	NA	NA	NA	NA	NA	NA



# Effectiveness Rankings for Members of the 2011 N.C. House of Representatives



<b>Name of Representative</b>	<b>Effectiveness Ranking in:</b>	<b>Previous Effectiveness Rankings (where applicable)</b>									
	<b><u>2011</u></b>	<b><u>2009</u></b>	<b><u>2007</u></b>	<b><u>2005</u></b>	<b><u>2003</u></b>	<b><u>2001</u></b>	<b><u>1999</u></b>	<b><u>1997</u></b>	<b><u>1995</u></b>	<b><u>1993</u></b>	<b><u>1991</u></b>
Insko, Verla C. (D-Orange)	106	26	21	36	43	46	53	114	NA	NA	NA
McGuirt, W. Franklin (Frank) (D-Union)	107	NA	NA	NA	NA	NA	NA	NA	NA	NA	NA
Adams, Alma S. (D-Guilford)	108	27	44	61	95	79	95	116	97	NA	NA
Warren, Edith D. (D-Pitt)	109	54	55	64	57	76	93 (tie)	NA	NA	NA	NA
Earle, Beverly M. (D-Mecklenburg)	110	49	53	12	29	37	48	102	115	NA	NA
Fisher, Susan C. (D-Buncombe)	111	45	66	80	NA	NA	NA	NA	NA	NA	NA
Bordsen, Alice L. (D-Alamance)	112	52	71	70	93	NA	NA	NA	NA	NA	NA
Keever, Patricia (Patsy) R. (D-Buncombe)	113	NA	NA	NA	NA	NA	NA	NA	NA	NA	NA
Pierce, Garland E. (D-Scotland)	114	64	88	100	NA	NA	NA	NA	NA	NA	NA
Farmer-Butterfield, Jean (D-Wilson)	115	57	70	75	98	NA	NA	NA	NA	NA	NA
Gill, Rosa U. (D-Wake)	116	NA	NA	NA	NA	NA	NA	NA	NA	NA	NA
Mobley, Annie W. (D-Hertford)	117	93	105	NA	NA	NA	NA	NA	NA	NA	NA
Floyd, Elmer (D-Cumberland)	118	101	NA	NA	NA	NA	NA	NA	NA	NA	NA
Graham, Charles V. (D-Robeson)	119	NA	NA	NA	NA	NA	NA	NA	NA	NA	NA
Bradley, Glen A. (R-Franklin)	120	NA	NA	NA	NA	NA	NA	NA	NA	NA	NA

# 2011 N.C. House of Representatives Effectiveness Rankings, Alphabetical Order by Representative




<u>Representative</u>	<u>2011 Effectiveness Ranking*</u>	<u>Representative</u>	<u>2011 Effectiveness Ranking*</u>	<u>Representative</u>	<u>2011 Effectiveness Ranking*</u>	<u>Representative</u>	<u>2011 Effectiveness Ranking*</u>
Adams, Alma S.	108	Earle, Beverly M.	110	Insko, Verla C.	106	Parfitt, Diane M.	101
Alexander, Kelly M., Jr.	105	Faircloth, Joseph (John) A., Jr.	76	Jackson, Darren G.	87	Parmon, Earline W.	103
Alexander, Martha B.	94	Faison, Bill	89	Jeffus, Margaret (Maggie) M.	90	Pierce, Garland E.	114
Avila, Marilyn	21	Farmer-Butterfield, Jean	115	Johnson, Linda P.	15	Pridgen, Gaston Layton (G.L.)	96
Barnhart, Jeffrey (Jeff) L.	11	Fisher, Susan C.	111	Jones, C. Herbert (Bert), Jr.	68	Randleman, Shirley B.	61
Bell, Larry M.	97	Floyd, Elmer	118	Jordan, Jonathan C.	49	Rapp, Raymond (Ray) C.	69
Blackwell, Hugh A.	39	Folwell, Dale R.	8	Justice, Carolyn H.	27	Rhyne, Johnathan L., Jr.	16
Blust, John Marshall	37	Frye, Phillip D.	63	Keever, Patricia (Patsy) R.	113	Ross, Deborah K.	50
Boles, James (Jamie) L., Jr.	54	Gill, Rosa U.	116	Killian, Richard (Ric) D.	42	Sager, Efton M.	84
Bordsen, Alice L.	112	Gillespie, Mitch	6	Langdon, James H., Jr.	59	Samuelson, Ruth	18
Bradley, Glen A.	120	Glazier, Rick	24	LaRoque, Stephen A.	36	Sanderson, Norman W.	81
Brandon, K. Marcus, Jr.	93	Goodman, Kenneth (Ken) L.	99	Lewis, David R.	5	Setzer, Mitchell S.	44
Brawley, William (Bill) M., Jr.	47	Graham, Charles V.	119	Lucas, Marvin W.	74	Shepard, Phillip (Phil) R.	91
Brisson, William D.	25	Guice, W. David	28	Luebke, Paul	83	Spear, Timothy L.	31
Brown, Larry R.	75	Hackney, Joe	13	Martin, D. Grier	41	Stam, Paul (Skip)	3
Brown, Rayne	80	Hager, Michael (Mike) D.	35	McComas, Daniel (Danny) F.	12	Starnes, Edgar V.	17
Brubaker, Harold J.	2	Haire, R. Phillip (Phil)	86	McCormick, Darrell G.	71	Steen, Fred F., II	22
Bryant, Angela Rebecca	98	Hall, Larry D.	72	McElraft, Patricia (Pat) E.	51	Stevens, Sarah S.	32
Burr, Justin P.	29	Hamilton, Susan (Susi) H.	102	McGee, William (Bill) C.	34	Stone, Michael (Mike) C.	73
Carney, Becky	46	Harrison, Mary Price (Pricey) T.	100	McGrady, Charles (Chuck) W.	53	Tillis, Thom	1
Cleveland, George G.	55	Hastings, Kelly E.	78	McGuirt, W. Franklin (Frank)	107	Tolson, Joe P.	62
Collins, Jeffrey (Jeff) L.	65	Hill, Dewey L.	33	McLawhorn, Marian N.	79	Torbett, John A.	64
Cook, William (Bill) Marvin	95	Hilton, Mark K.	52	Michaux, H. M. (Mickey), Jr.	38	Wainwright, William L.	56
Cotham, Tricia Ann	88	Hollo, Mark W.	67	Mills, P. Grey	48	Warren, Edith D.	109
Crawford, James (Jim) W., Jr.	7	Holloway, Bryan R.	26	Mobley, Annie W.	117	Warren, Harry J.	82
Current, William (Bill) A., Sr.	45	Horn, D. Craig	66	Moffitt, Timothy (Tim) D.	40	Weiss, Jennifer	92
Daughtry, N. Leo	20	Howard, Julia Craven	9	Moore, Rodney W.	104	West, Thomas Roger	23
Dixon, James (Jimmy) W.	77	Hurley, Pat B.	43	Moore, Timothy (Tim) K.	4	Wilkins, W.A. (Winkie)	57
Dockham, Jerry C.	19	Iler, Frank	60	Murry, Thomas (Tom) O.	30	Womble, Larry W.	70
Dollar, J. Nelson	10	Ingle, Dan W.	58	Owens, William (Bill) C., Jr.	14	Wray, Michael H.	85

\*Note: All 120 state Representatives are included in the rankings, based on their dates of service during the 2011 Long Session and several special sessions in 2011. Rep. Pryor Gibson resigned March 3, 2011 and was replaced by Frank McGuirt on March 7, 2011. Rep. McGuirt is included in the rankings, and Rep. Gibson is not. Rep. Johnathan Rhyne, Jr. resigned Aug. 15, 2011 and is included in the rankings. His replacement, Jason Saine, was appointed Aug. 24, 2011 and is not included. Rep. Jeff Barnhart resigned Sept. 30, 2011 and is included in the rankings. His replacement, Larry Pittman, was appointed Oct. 10, 2011 and is not included in the rankings. Rep. David Guice resigned Jan. 1, 2012 and is included in the rankings. His replacement, Trudi Walend, was appointed Jan. 4, 2012 and is not included.



# Key Terminology for Attendance and Roll Call Voting Participation Rankings for the 2011 N.C. General Assembly



## *Attendance*

### ATTENDANCE RULES FOR EACH CHAMBER

**SENATE RULE 70. Absence without leave:** No Senator or officer of the Senate shall depart the service of the Senate without leave or receive pay as a Senator or officer for the time absent without leave.

**HOUSE RULE 54. Attendance of Members:** No member or officer of the House shall be absent from the service of the House without leave, unless from sickness or disability.

### TERMS USED IN ATTENDANCE TABLES

**Party-County:** This is the political party and the home county of the legislator. (“D” indicates Democrat, “R” indicates Republican).

**Legislative Days:** This is the total number of days the legislative chamber met during 2011. The Senate and House both met for 87 days in their regular long session between Jan. 26, 2011 and June 18, 2011 and for 16 additional days in special sessions in July, September, and November for a total of 103 legislative days.

**Days Fully Absent:** This is the number of legislative days for which official records of the House and the Senate indicate that a member received an excused absence from the legislative session for the entire day.

**Days Partially Absent:** This is the number of legislative days that official records of the House and the Senate indicate that a member received an excused absence from the legislative session for a portion of the day.

**Total Days with Absences:** This is the number of days partially absent added to the number of days fully absent.

**Legislative Days Present:** This is the number of days that each legislator was present for the entire day. It is derived by subtracting the total number of days the legislator was recorded as being absent from the total number of legislative days.

**Percent of Days Present:** This is the percentage of total legislative days for which the legislator was present. It is obtained by dividing the number of days present by the total number of legislative days.

**Attendance Rank:** This is a ranking of legislators by the percentage of days present. A lower ranking indicates higher attendance while a higher ranking indicates lower attendance.

## *Voting Participation*

### VOTING PARTICIPATION RULES FOR EACH CHAMBER

**SENATE RULE 29. Duty to vote; excuses. – (a):** Every Senator who is within the Senate Chamber when the question is stated by the Presiding Officer shall vote thereon unless that Senator is excused by the Senate.

**HOUSE RULE 24. Roll Call Vote. – (b):** Every member who is in the Hall of the House when the question is put shall vote upon a call of the ayes and noes, unless excused pursuant to Rule 24.1A. [24.1A details excuses].

### TERMS USED IN VOTING PARTICIPATION TABLES

**Party-County:** This is the political party and the home county of the legislator. (“D” indicates Democrat, “R” indicates Republican).

**Senate’s/House’s Total Votes:** This is the total number of electronically recorded roll call votes for that chamber during the 2011 legislative session. The Senate recorded 947 roll call votes, and the House recorded 1,326 votes.

**Absent or Excused from Voting:** This is the total number of electronically recorded roll call votes for which the legislator was absent or excused from voting under the rules.

**Maximum Votes Could Have Cast While Present:** This is the number of votes a legislator could have cast once the number of absent or excused votes for each legislator is subtracted from the total votes taken that session.

**Actual Votes Cast:** This is the actual number of electronically recorded roll call votes cast by the legislator.

**Percent of Voting Participation:** This is the percentage of actual votes cast out of the maximum votes a legislator could have cast while present. It is obtained by dividing the actual votes cast by the maximum votes the legislator could have cast while present.

**Voting Participation Rank:** This is a ranking of legislators by their percentage of voting participation. A lower ranking indicates a higher voting percentage while a higher ranking indicates a lower voting percentage.

**Paired Voting Rule:** The state Senate has a rule (Rule 27) that allows a member who has an excused absence to record a vote on a specific measure by having a Senator who is present and plans to vote the opposite way on the measure announce the pairing.

# Legislative Session Attendance Rankings for Members of the 2011 N.C. Senate



<u>Senator</u>	<u>Party-County</u>	<u>Legislative Days</u>	<u>Days Fully Absent</u>	<u>Days Partially Absent</u>	<u>Total Days with Absences</u>	<u>Legislative Days Present</u>	<u>Percent of Days Present</u>	<u>Attendance Rank*</u>
Atwater, Robert (Bob) C.	(D-Chatham)	103	0	0	0	103	100.0%	1 (tie)
Brock, Andrew C.	(R-Davie)	103	0	0	0	103	100.0%	1 (tie)
Davis, James (Jim) Wayland	(R-Macon)	103	0	0	0	103	100.0%	1 (tie)
Harrington, Kathryn (Kathy)	(R-Gaston)	103	0	0	0	103	100.0%	1 (tie)
Hise, Ralph E., Jr.	(R-Mitchell)	103	0	0	0	103	100.0%	1 (tie)
Hunt, Neal	(R-Wake)	103	0	0	0	103	100.0%	1 (tie)
Nesbitt, Martin L., Jr.	(D-Buncombe)	103	0	0	0	103	100.0%	1 (tie)
Newton, E. S. (Buck)	(R-Wilson)	103	0	0	0	103	100.0%	1 (tie)
Allran, Austin M.	(R-Catawba)	103	1	0	1	102	99.0%	9 (tie)
Berger, Philip (Phil) E.	(R-Rockingham)	103	1	0	1	102	99.0%	9 (tie)
East, Don W.	(R-Surry)	103	1	0	1	102	99.0%	9 (tie)
Gunn, Richard (Rick) W.	(R-Alamance)	103	0	1	1	102	99.0%	9 (tie)
Kinnaird, Eleanor (Ellie)	(D-Orange)	103	0	1	1	102	99.0%	9 (tie)
McKissick, Floyd B., Jr.	(D-Durham)	103	0	1	1	102	99.0%	9 (tie)
Rabon, William (Bill) P.	(R-Brunswick)	103	1	0	1	102	99.0%	9 (tie)
Stein, Joshua (Josh) H.	(D-Wake)	103	0	1	1	102	99.0%	9 (tie)
Berger, Doug	(D-Franklin)	103	2	0	2	101	98.1%	17 (tie)
Brunstetter, Peter (Pete) S.	(R-Forsyth)	103	2	0	2	101	98.1%	17 (tie)
Daniel, Warren T.	(R-Burke)	103	2	0	2	101	98.1%	17 (tie)

# Legislative Session Attendance Rankings for Members of the 2011 N.C. Senate



<u>Senator</u>	<u>Party-County</u>	<u>Legislative Days</u>	<u>Days Fully Absent</u>	<u>Days Partially Absent</u>	<u>Total Days with Absences</u>	<u>Legislative Days Present</u>	<u>Percent of Days Present</u>	<u>Attendance Rank</u>
Pate, Louis M., Jr.	(R-Wayne)	103	0	2	2	101	98.1%	17 (tie)
Purcell, William (Bill) R.	(D-Scotland)	103	2	0	2	101	98.1%	17 (tie)
Rouzer, David	(R-Johnston)	103	1	1	2	101	98.1%	17 (tie)
Vaughan, Donald (Don) Ray	(D-Guilford)	103	1	1	2	101	98.1%	17 (tie)
Apodaca, Thomas (Tom) M.	(R-Henderson)	103	3	0	3	100	97.1%	24 (tie)
Clary, Debbie A.	(R-Cleveland)	103	3	0	3	100	97.1%	24 (tie)
Goolsby, Thomas (Thom) C.	(R-New Hanover)	103	3	0	3	100	97.1%	24 (tie)
Jackson, W. Brent	(R-Sampson)	103	2	1	3	100	97.1%	24 (tie)
Jones, Edward (Ed) W.	(D-Halifax)	103	0	3	3	100	97.1%	24 (tie)
Meredith, Wesley A.	(R-Cumberland)	103	3	0	3	100	97.1%	24 (tie)
Rucho, Robert (Bob) A.	(R-Mecklenburg)	103	2	1	3	100	97.1%	24 (tie)
Soucek, Daniel (Dan) F.	(R-Watauga)	103	3	0	3	100	97.1%	24 (tie)
Tillman, Jerry W.	(R-Randolph)	103	1	2	3	100	97.1%	24 (tie)
Tucker, Tommy	(R-Union)	103	1	2	3	100	97.1%	24 (tie)
Bingham, Stan	(R-Davidson)	103	3	1	4	99	96.1%	34 (tie)
Stevens, Richard Y.	(R-Wake)	103	4	0	4	99	96.1%	34 (tie)
Brown, Harry	(R-Onslow)	103	5	0	5	98	95.1%	36 (tie)
Clodfelter, Daniel (Dan) G.	(D-Mecklenburg)	103	5	0	5	98	95.1%	36 (tie)
Hartsell, Fletcher L., Jr.	(R-Cabarrus)	103	4	1	5	98	95.1%	36 (tie)
Preston, Jean R.	(R-Carteret)	103	5	0	5	98	95.1%	36 (tie)


# Legislative Session Attendance Rankings for Members of the 2011 N.C. Senate



<u>Senator</u>	<u>Party-County</u>	<u>Legislative Days</u>	<u>Days Fully Absent</u>	<u>Days Partially Absent</u>	<u>Total Days with Absences</u>	<u>Legislative Days Present</u>	<u>Percent of Days Present</u>	<u>Attendance Rank</u>
Blake, Harris D.	(R-Moore)	103	3	3	6	97	94.2%	40
White, Stan M.	(D-Dare)	103	3	4	7	96	93.2%	41
Blue, Daniel (Dan) T., Jr.	(D-Wake)	103	6	2	8	95	92.2%	42 (tie)
Robinson, Gladys A.	(D-Guilford)	103	4	4	8	95	92.2%	42 (tie)
Walters, Michael P.	(D-Robeson)	103	7	1	8	95	92.2%	42 (tie)
Dannelly, Charlie S.	(D-Mecklenburg)	103	2	7	9	94	91.3%	45
Mansfield, Eric L.	(D-Cumberland)	103	8	2	10	93	90.3%	46
Garrou, Linda	(D-Forsyth)	103	8	3	11	92	89.3%	47
Graham, Malcolm	(D-Mecklenburg)	103	11	3	14	89	86.4%	48
Jenkins, S. Clark	(D-Edgecombe)	103	8	7	15	88	85.4%	49

\*Note: Only 49 of the state's 50 Senators are included in the rankings based on their dates of service during the 2011 Long Session and several special sessions in 2011. Sen. James Forrester died Oct. 31, 2011 and Chris Carney was appointed Dec. 8, 2011 to replace him. Senators Forrester and Carney are not included in the rankings. Former Senate President Pro Tem Marc Basnight resigned Jan. 1, 2011, and Stan White was appointed to replace him on Jan. 25, 2011. Sen. White is included in the rankings. Sen. Debbie A. Clary resigned Jan. 10, 2012, and Wes Westmoreland was appointed to replace her on Jan. 23, 2012. Sen. Clary is included in the rankings, while Sen. Westmoreland is not included.

# 2011 N.C. Senate Attendance Rankings, Alphabetical Order by Senator



*\*The Attendance Ranking is a Senator's ranking out of the 49 Senators who were ranked.*

<u>Senator</u>	<u>2011 Attendance Ranking*</u>
Allran, Austin M.	9 (tie)
Apodaca, Thomas (Tom) M.	24 (tie)
Atwater, Robert (Bob) C.	1 (tie)
Berger, Doug	17 (tie)
Berger, Philip (Phil) E.	9 (tie)
Bingham, Stan	34 (tie)
Blake, Harris D.	40
Blue, Daniel (Dan) T., Jr.	42 (tie)
Brock, Andrew C.	1 (tie)
Brown, Harry	36 (tie)
Brunstetter, Peter (Pete) S.	17 (tie)
Clary, Debbie A.	24 (tie)
Clodfelter, Daniel (Dan) G.	36 (tie)
Daniel, Warren T.	17 (tie)
Dannelly, Charlie S.	45
Davis, James (Jim) Wayland	1 (tie)
East, Don W.	9 (tie)
Garrou, Linda	47
Goolsby, Thomas (Thom) C.	24 (tie)
Graham, Malcolm	48
Gunn, Richard (Rick) W.	9 (tie)
Harrington, Kathryn (Kathy)	1 (tie)
Hartsell, Fletcher L., Jr.	36 (tie)
Hise, Ralph E., Jr.	1 (tie)
Hunt, Neal	1 (tie)

<u>Senator</u>	<u>2011 Attendance Ranking*</u>
Jackson, W. Brent	24 (tie)
Jenkins, S. Clark	49
Jones, Edward (Ed) W.	24 (tie)
Kinnaird, Eleanor (Ellie)	9 (tie)
Mansfield, Eric L.	46
McKissick, Floyd B., Jr.	9 (tie)
Meredith, Wesley A.	24 (tie)
Nesbitt, Martin L., Jr.	1 (tie)
Newton, E. S. (Buck)	1 (tie)
Pate, Louis M., Jr.	17 (tie)
Preston, Jean R.	36 (tie)
Purcell, William (Bill) R.	17 (tie)
Rabon, William (Bill) P.	9 (tie)
Robinson, Gladys A.	42 (tie)
Rouzer, David	17 (tie)
Rucho, Robert (Bob) A.	24 (tie)
Soucek, Daniel (Dan) F.	24 (tie)
Stein, Joshua (Josh) H.	9 (tie)
Stevens, Richard Y.	34 (tie)
Tillman, Jerry W.	24 (tie)
Tucker, Tommy	24 (tie)
Vaughan, Donald (Don) Ray	17 (tie)
Walters, Michael P.	42 (tie)
White, Stan M.	41

\*Note: Only 49 of the state's 50 Senators are included in the rankings based on their dates of service during the 2011 Long Session and several special sessions in 2011.

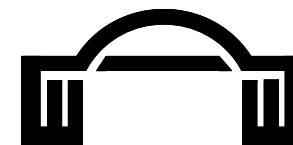
Sen. James Forrester died Oct. 31, 2011 and Chris Carney was appointed Dec. 8, 2011 to replace him. Senators Forrester and Carney are not included in the rankings.

Former Senate President Pro Tem Marc Basnight resigned Jan. 1, 2011, and Stan White was appointed to replace him on Jan. 25, 2011. Sen. White is included in the rankings.

Sen. Debbie A. Clary resigned Jan. 10, 2012, and Wes Westmoreland was appointed to replace her on Jan. 23, 2012. Sen. Clary is included in the rankings, while Sen. Westmoreland is not included.

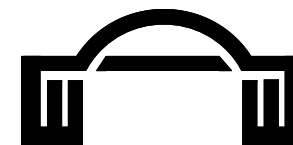


# Legislative Session Attendance Rankings for Members of the 2011 N.C. House of Representatives



<u>Representative</u>	<u>Party-County</u>	<u>Legislative Days</u>	<u>Days Fully Absent</u>	<u>Days Partially Absent</u>	<u>Total Days with Absences</u>	<u>Legislative Days Present</u>	<u>Percent of Days Present</u>	<u>Attendance Rank*</u>
Blackwell, Hugh A.	(R-Burke)	103	0	0	0	103	100.0%	1 (tie)
Brawley, William (Bill) M., Jr.	(R-Mecklenburg)	103	0	0	0	103	100.0%	1 (tie)
Brisson, William D.	(D-Bladen)	103	0	0	0	103	100.0%	1 (tie)
Brown, Rayne	(R-Davidson)	103	0	0	0	103	100.0%	1 (tie)
Brubaker, Harold J.	(R-Randolph)	103	0	0	0	103	100.0%	1 (tie)
Dollar, J. Nelson	(R-Wake)	103	0	0	0	103	100.0%	1 (tie)
Faircloth, Joseph (John) A., Jr.	(R-Guilford)	103	0	0	0	103	100.0%	1 (tie)
Floyd, Elmer	(D-Cumberland)	103	0	0	0	103	100.0%	1 (tie)
Frye, Phillip D.	(R-Mitchell)	103	0	0	0	103	100.0%	1 (tie)
Graham, Charles V.	(D-Robeson)	103	0	0	0	103	100.0%	1 (tie)
Hager, Michael (Mike) D.	(R-Rutherford)	103	0	0	0	103	100.0%	1 (tie)
Hollo, Mark W.	(R-Alexander)	103	0	0	0	103	100.0%	1 (tie)
Howard, Julia Craven	(R-Davie)	103	0	0	0	103	100.0%	1 (tie)
Iler, Frank	(R-Brunswick)	103	0	0	0	103	100.0%	1 (tie)
Ingle, Dan W.	(R-Alamance)	103	0	0	0	103	100.0%	1 (tie)
Jeffus, Margaret (Maggie) M.	(D-Guilford)	103	0	0	0	103	100.0%	1 (tie)
Johnson, Linda P.	(R-Cabarrus)	103	0	0	0	103	100.0%	1 (tie)
Jones, C. Herbert (Bert), Jr.	(R-Rockingham)	103	0	0	0	103	100.0%	1 (tie)
Luebke, Paul	(D-Durham)	103	0	0	0	103	100.0%	1 (tie)
Michaux, Henry M. (Mickey), Jr.	(D-Durham)	103	0	0	0	103	100.0%	1 (tie)

# Legislative Session Attendance Rankings for Members of the 2011 N.C. House of Representatives



<u>Representative</u>	<u>Party-County</u>	<u>Legislative Days</u>	<u>Days Fully Absent</u>	<u>Days Partially Absent</u>	<u>Total Days with Absences</u>	<u>Legislative Days Present</u>	<u>Percent of Days Present</u>	<u>Attendance Rank</u>
Parfitt, Diane M.	(D-Cumberland)	103	0	0	0	103	100.0%	1 (tie)
Pridgen, Gaston Layton (G.L.)	(R-Robeson)	103	0	0	0	103	100.0%	1 (tie)
Randleman, Shirley B.	(R-Wilkes)	103	0	0	0	103	100.0%	1 (tie)
Rapp, Raymond (Ray) C.	(D-Madison)	103	0	0	0	103	100.0%	1 (tie)
Ross, Deborah K.	(D-Wake)	103	0	0	0	103	100.0%	1 (tie)
Sanderson, Norman W.	(R-Pamlico)	103	0	0	0	103	100.0%	1 (tie)
Spear, Timothy L.	(D-Washington)	103	0	0	0	103	100.0%	1 (tie)
Steen, Fred F., II	(R-Rowan)	103	0	0	0	103	100.0%	1 (tie)
Tillis, Thom	(R-Mecklenburg)	103	0	0	0	103	100.0%	1 (tie)
Tolson, Joe P.	(D-Edgecombe)	103	0	0	0	103	100.0%	1 (tie)
Torbett, John A.	(R-Gaston)	103	0	0	0	103	100.0%	1 (tie)
Warren, Harry J.	(R-Rowan)	103	0	0	0	103	100.0%	1 (tie)
Blust, John Marshall	(R-Guilford)	103	1	0	1	102	99.0%	33 (tie)
Boles, James (Jamie) L., Jr.	(R-Moore)	103	1	0	1	102	99.0%	33 (tie)
Burr, Justin P.	(R-Stanly)	103	0	1	1	102	99.0%	33 (tie)
Carney, Becky	(D-Mecklenburg)	103	0	1	1	102	99.0%	33 (tie)
Cleveland, George G.	(R-Onslow)	103	0	1	1	102	99.0%	33 (tie)
Collins, Jeffrey (Jeff) L.	(R-Nash)	103	0	1	1	102	99.0%	33 (tie)
Crawford, James (Jim) W., Jr.	(D-Granville)	103	0	1	1	102	99.0%	33 (tie)
Fisher, Susan C.	(D-Buncombe)	103	0	1	1	102	99.0%	33 (tie)

# Legislative Session Attendance Rankings for Members of the 2011 N.C. House of Representatives



<u>Representative</u>	<u>Party-County</u>	<u>Legislative Days</u>	<u>Days Fully Absent</u>	<u>Days Partially Absent</u>	<u>Total Days with Absences</u>	<u>Legislative Days Present</u>	<u>Percent of Days Present</u>	<u>Attendance Rank</u>
Gill, Rosa U.	(D-Wake)	103	0	1	1	102	99.0%	33 (tie)
Gillespie, Mitch	(R-McDowell)	103	0	1	1	102	99.0%	33 (tie)
Hall, Larry D.	(D-Durham)	103	0	1	1	102	99.0%	33 (tie)
Holloway, Bryan R.	(R-Stokes)	103	0	1	1	102	99.0%	33 (tie)
Jordan, Jonathan C.	(R-Ashe)	103	1	0	1	102	99.0%	33 (tie)
Keever, Patricia (Patsy) R.	(D-Buncombe)	103	1	0	1	102	99.0%	33 (tie)
Langdon, James H., Jr.	(R-Johnston)	103	0	1	1	102	99.0%	33 (tie)
LaRoque, Stephen A.	(R-Lenoir)	103	0	1	1	102	99.0%	33 (tie)
Martin, D. Grier	(D-Wake)	103	0	1	1	102	99.0%	33 (tie)
McCormick, Darrell G.	(R-Yadkin)	103	1	0	1	102	99.0%	33 (tie)
McGee, William (Bill) C.	(R-Forsyth)	103	1	0	1	102	99.0%	33 (tie)
McGuirt, W. Franklin (Frank)	(D-Union)	103	1	0	1	102	99.0%	33 (tie)
Moffitt, Timothy (Tim) D.	(R-Buncombe)	103	1	0	1	102	99.0%	33 (tie)
Moore, Timothy (Tim) K.	(R-Cleveland)	103	0	1	1	102	99.0%	33 (tie)
Sager, Efton M.	(R-Wayne)	103	1	0	1	102	99.0%	33 (tie)
Shepard, Phillip (Phil) R.	(R-Onslow)	103	1	0	1	102	99.0%	33 (tie)
Starnes, Edgar V.	(R-Caldwell)	103	0	1	1	102	99.0%	33 (tie)
Stone, Michael (Mike) C.	(R-Lee)	103	0	1	1	102	99.0%	33 (tie)
Weiss, Jennifer	(D-Wake)	103	0	1	1	102	99.0%	33 (tie)
Adams, Alma S.	(D-Guilford)	103	0	2	2	101	98.1%	60 (tie)

# Legislative Session Attendance Rankings for Members of the 2011 N.C. House of Representatives



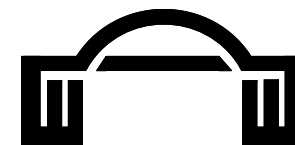
<u>Representative</u>	<u>Party-County</u>	<u>Legislative Days</u>	<u>Days Fully Absent</u>	<u>Days Partially Absent</u>	<u>Total Days with Absences</u>	<u>Legislative Days Present</u>	<u>Percent of Days Present</u>	<u>Attendance Rank</u>
Avila, Marilyn	(R-Wake)	103	0	2	2	101	98.1%	60 (tie)
Bell, Larry M.	(D-Sampson)	103	2	0	2	101	98.1%	60 (tie)
Bradley, Glen A.	(R-Franklin)	103	1	1	2	101	98.1%	60 (tie)
Dixon, James (Jimmy) W.	(R-Duplin)	103	1	1	2	101	98.1%	60 (tie)
Earle, Beverly M.	(D-Mecklenburg)	103	2	0	2	101	98.1%	60 (tie)
Goodman, Kenneth (Ken) L.	(D-Richmond)	103	2	0	2	101	98.1%	60 (tie)
Hackney, Joe	(D-Orange)	103	2	0	2	101	98.1%	60 (tie)
Hill, Dewey L.	(D-Columbus)	103	2	0	2	101	98.1%	60 (tie)
Lucas, Marvin W.	(D-Cumberland)	103	1	1	2	101	98.1%	60 (tie)
McLawhorn, Marian N.	(D-Pitt)	103	2	0	2	101	98.1%	60 (tie)
Mobley, Annie W.	(D-Hertford)	103	1	1	2	101	98.1%	60 (tie)
Pierce, Garland E.	(D-Scotland)	103	1	1	2	101	98.1%	60 (tie)
Stam, Paul (Skip)	(R-Wake)	103	1	1	2	101	98.1%	60 (tie)
Alexander, Martha B.	(D-Mecklenburg)	103	3	0	3	100	97.1%	74 (tie)
Brandon, K. Marcus, Jr.	(D-Guilford)	103	1	2	3	100	97.1%	74 (tie)
Bryant, Angela Rebecca	(D-Nash)	103	1	2	3	100	97.1%	74 (tie)
Farmer-Butterfield, Jean	(D-Wilson)	103	2	1	3	100	97.1%	74 (tie)
Glazier, Rick	(D-Cumberland)	103	2	1	3	100	97.1%	74 (tie)
Guice, W. David	(R-Transylvania)	103	2	1	3	100	97.1%	74 (tie)
Hilton, Mark K.	(R-Catawba)	103	0	3	3	100	97.1%	74 (tie)

# Legislative Session Attendance Rankings for Members of the 2011 N.C. House of Representatives



<u>Representative</u>	<u>Party-County</u>	<u>Legislative Days</u>	<u>Days Fully Absent</u>	<u>Days Partially Absent</u>	<u>Total Days with Absences</u>	<u>Legislative Days Present</u>	<u>Percent of Days Present</u>	<u>Attendance Rank</u>
Stevens, Sarah S.	(R-Surry)	103	2	1	3	100	97.1%	74 (tie)
Alexander, Kelly M., Jr.	(D-Mecklenburg)	103	2	2	4	99	96.1%	82 (tie)
Bordsen, Alice L.	(D-Alamance)	103	3	1	4	99	96.1%	82 (tie)
Brown, Larry R.	(R-Forsyth)	103	0	4	4	99	96.1%	82 (tie)
Cook, William (Bill) Marvin	(R-Beaufort)	103	2	2	4	99	96.1%	82 (tie)
Dockham, Jerry C.	(R-Davidson)	103	2	2	4	99	96.1%	82 (tie)
Haire, R. Phillip (Phil)	(D-Jackson)	103	4	0	4	99	96.1%	82 (tie)
Harrison, Mary Price (Pricey) T.	(D-Guilford)	103	2	2	4	99	96.1%	82 (tie)
Horn, D. Craig	(R-Union)	103	4	0	4	99	96.1%	82 (tie)
Hurley, Pat B.	(R-Randolph)	103	4	0	4	99	96.1%	82 (tie)
Moore, Rodney W.	(D-Mecklenburg)	103	3	1	4	99	96.1%	82 (tie)
Murry, Thomas (Tom) O.	(R-Wake)	103	1	3	4	99	96.1%	82 (tie)
Cotham, Tricia Ann	(D-Mecklenburg)	103	1	4	5	98	95.1%	93 (tie)
Current, William (Bill) A., Sr.	(R-Gaston)	103	3	2	5	98	95.1%	93 (tie)
Insko, Verla C.	(D-Orange)	103	4	1	5	98	95.1%	93 (tie)
Justice, Carolyn H.	(R-Pender)	103	4	1	5	98	95.1%	93 (tie)
McGrady, Charles (Chuck) W.	(R-Henderson)	103	2	3	5	98	95.1%	93 (tie)
Wainwright, William L.	(D-Craven)	103	0	5	5	98	95.1%	93 (tie)
Wray, Michael H.	(D-Northampton)	103	5	0	5	98	95.1%	93 (tie)
Hamilton, Susan (Susi) H.	(D-New Hanover)	103	4	2	6	97	94.2%	100 (tie)
Jackson, Darren G.	(D-Wake)	103	3	3	6	97	94.2%	100 (tie)

# Legislative Session Attendance Rankings for Members of the 2011 N.C. House of Representatives



<u>Representative</u>	<u>Party-County</u>	<u>Legislative Days</u>	<u>Days Fully Absent</u>	<u>Days Partially Absent</u>	<u>Total Days with Absences</u>	<u>Legislative Days Present</u>	<u>Percent of Days Present</u>	<u>Attendance Rank</u>
Samuelson, Ruth	(R-Mecklenburg)	103	1	5	6	97	94.2%	100 (tie)
Warren, Edith D.	(D-Pitt)	103	4	2	6	97	94.2%	100 (tie)
Barnhart, Jeffrey (Jeff) L.	(R-Cabarrus)	103	6	1	7	96	93.2%	104 (tie)
Daughtry, N. Leo	(R-Johnston)	103	7	0	7	96	93.2%	104 (tie)
Parmon, Earline W.	(D-Forsyth)	103	5	2	7	96	93.2%	104 (tie)
Setzer, Mitchell S.	(R-Catawba)	103	6	1	7	96	93.2%	104 (tie)
West, Thomas Roger	(R-Cherokee)	103	3	4	7	96	93.2%	104 (tie)
Faison, Bill	(D-Orange)	103	8	0	8	95	92.2%	109 (tie)
McComas, Daniel (Danny) F.	(R-New Hanover)	103	6	2	8	95	92.2%	109 (tie)
Mills, P. Grey	(R-Iredell)	103	7	1	8	95	92.2%	109 (tie)
Owens, William (Bill) C., Jr.	(D-Pasquotank)	103	8	0	8	95	92.2%	109 (tie)
Rhyne, Johnathan L., Jr.	(R-Lincolin)	103	6	2	8	95	92.2%	109 (tie)
Folwell, Dale R.	(R-Forsyth)	103	0	9	9	94	91.3%	114 (tie)
Hastings, Kelly E.	(R-Gaston)	103	5	4	9	94	91.3%	114 (tie)
McElraft, Patricia (Pat) E.	(R-Carteret)	103	7	2	9	94	91.3%	114 (tie)
Wilkins, W.A. (Winkie)	(D-Person)	103	8	1	9	94	91.3%	114 (tie)
Womble, Larry W.	(D-Forsyth)	103	7	2	9	94	91.3%	114 (tie)
Lewis, David R.	(R-Harnett)	103	3	9	12	91	88.3%	119
Killian, Richard (Ric) D.	(R-Mecklenburg)	103	17	0	17	86	83.5%	120

\*\*Note: All 120 state Representatives are included in the rankings, based on their dates of service during the 2011 Long Session and several special sessions in 2011. Rep. Pryor Gibson resigned March 3, 2011 and was replaced by Frank McGuirt on March 7, 2011. Rep. McGuirt is included in the rankings, and Rep. Gibson is not. Rep. Johnathan Rhyne, Jr. resigned Aug. 15, 2011 and is included in the rankings. His replacement, Jason Saine, was appointed Aug. 24, 2011 and is not included. Rep. Jeff Barnhart resigned Sept. 30, 2011 and is included in the rankings. His replacement, Larry Pittman, was appointed Oct. 10, 2011 and is not included in the rankings. Rep. David Guice resigned Jan. 1, 2012 and is included in the rankings. His replacement, Trudi Walend, was appointed Jan. 4, 2012 and is not included.

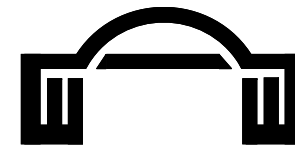
# 2011 N.C. House of Representatives Attendance Rankings, Alphabetical Order by Representative



<u>Representative</u>	<u>2011 Attendance Ranking*</u>	<u>Representative</u>	<u>2011 Attendance Ranking*</u>	<u>Representative</u>	<u>2011 Attendance Ranking*</u>	<u>Representative</u>	<u>2011 Attendance Ranking*</u>
Adams, Alma S.	60 (tie)	Earle, Beverly M.	60 (tie)	Insko, Verla C.	93 (tie)	Parfitt, Diane M.	1 (tie)
Alexander, Kelly M., Jr.	82 (tie)	Faircloth, Joseph (John) A., Jr.	1 (tie)	Jackson, Darren G.	100 (tie)	Parmon, Earline W.	104 (tie)
Alexander, Martha B.	74 (tie)	Faison, Bill	109 (tie)	Jeffus, Margaret (Maggie) M.	1 (tie)	Pierce, Garland E.	60 (tie)
Avila, Marilyn	60 (tie)	Farmer-Butterfield, Jean	74 (tie)	Johnson, Linda P.	1 (tie)	Pridgen, Gaston Layton (G.L.)	1 (tie)
Barnhart, Jeffrey (Jeff) L.	104 (tie)	Fisher, Susan C.	33 (tie)	Jones, C. Herbert (Bert), Jr.	1 (tie)	Randleman, Shirley B.	1 (tie)
Bell, Larry M.	60 (tie)	Floyd, Elmer	1 (tie)	Jordan, Jonathan C.	33 (tie)	Rapp, Raymond (Ray) C.	1 (tie)
Blackwell, Hugh A.	1 (tie)	Folwell, Dale R.	114 (tie)	Justice, Carolyn H.	93 (tie)	Rhyne, Johnathan L., Jr.	109 (tie)
Blust, John Marshall	33 (tie)	Frye, Phillip D.	1 (tie)	Keever, Patricia (Patsy) R.	33 (tie)	Ross, Deborah K.	1 (tie)
Boles, James (Jamie) L., Jr.	33 (tie)	Gill, Rosa U.	33 (tie)	Killian, Richard (Ric) D.	120	Sager, Efton M.	33 (tie)
Bordsen, Alice L.	82 (tie)	Gillespie, Mitch	33 (tie)	Langdon, James H., Jr.	33 (tie)	Samuelson, Ruth	100 (tie)
Bradley, Glen A.	60 (tie)	Glazier, Rick	74 (tie)	LaRoque, Stephen A.	33 (tie)	Sanderson, Norman W.	1 (tie)
Brandon, K. Marcus, Jr.	74 (tie)	Goodman, Kenneth (Ken) L.	60 (tie)	Lewis, David R.	119	Setzer, Mitchell S.	104 (tie)
Brawley, William (Bill) M., Jr.	1 (tie)	Graham, Charles V.	1 (tie)	Lucas, Marvin W.	60 (tie)	Shepard, Phillip (Phil) R.	33 (tie)
Brisson, William D.	1 (tie)	Guice, W. David	74 (tie)	Luebke, Paul	1 (tie)	Spear, Timothy L.	1 (tie)
Brown, Larry R.	82 (tie)	Hackney, Joe	60 (tie)	Martin, D. Grier	33 (tie)	Stam, Paul (Skip)	60 (tie)
Brown, Rayne	1 (tie)	Hager, Michael (Mike) D.	1 (tie)	McComas, Daniel (Danny) F.	109 (tie)	Starnes, Edgar V.	33 (tie)
Brubaker, Harold J.	1 (tie)	Haire, R. Phillip (Phil)	82 (tie)	McCormick, Darrell G.	33 (tie)	Steen, Fred F., II	1 (tie)
Bryant, Angela Rebecca	74 (tie)	Hall, Larry D.	33 (tie)	McElraft, Patricia (Pat) E.	114 (tie)	Stevens, Sarah S.	74 (tie)
Burr, Justin P.	33 (tie)	Hamilton, Susan (Susi) H.	100 (tie)	McGee, William (Bill) C.	33 (tie)	Stone, Michael (Mike) C.	33 (tie)
Carney, Becky	33 (tie)	Harrison, Mary Price (Pricey) T.	82 (tie)	McGrady, C. (Chuck) W.	93 (tie)	Tillis, Thom	1 (tie)
Cleveland, George G.	33 (tie)	Hastings, Kelly E.	114 (tie)	McGuirt, W. Franklin (Frank)	33 (tie)	Tolson, Joe P.	1 (tie)
Collins, Jeffrey (Jeff) L.	33 (tie)	Hill, Dewey L.	60 (tie)	McLawhorn, Marian N.	60 (tie)	Torbett, John A.	1 (tie)
Cook, William (Bill) Marvin	82 (tie)	Hilton, Mark K.	74 (tie)	Michaux, H. M. (Mickey), Jr.	1 (tie)	Wainwright, William L.	93 (tie)
Cotham, Tricia Ann	93 (tie)	Hollo, Mark W.	1 (tie)	Mills, P. Grey	109 (tie)	Warren, Edith D.	100 (tie)
Crawford, James (Jim) W., Jr.	33 (tie)	Holloway, Bryan R.	33 (tie)	Mobley, Annie W.	60 (tie)	Warren, Harry J.	1 (tie)
Current, William (Bill) A., Sr.	93 (tie)	Horn, D. Craig	82 (tie)	Moffitt, Timothy (Tim) D.	33 (tie)	Weiss, Jennifer	33 (tie)
Daughtry, N. Leo	104 (tie)	Howard, Julia Craven	1 (tie)	Moore, Rodney W.	82 (tie)	West, Thomas Roger	104 (tie)
Dixon, James (Jimmy) W.	60 (tie)	Hurley, Pat B.	82 (tie)	Moore, Timothy (Tim) K.	33 (tie)	Wilkins, W.A. (Winkie)	114 (tie)
Dockham, Jerry C.	82 (tie)	Iler, Frank	1 (tie)	Murry, Thomas (Tom) O.	82 (tie)	Womble, Larry W.	114 (tie)
Dollar, J. Nelson	1 (tie)	Ingle, Dan W.	1 (tie)	Owens, William (Bill) C., Jr.	109 (tie)	Wray, Michael H.	93 (tie)

\*Note: All 120 state Representatives are included in the rankings, based on their dates of service during the 2011 Long Session and several special sessions in 2011. Rep. Pryor Gibson resigned March 3, 2011 and was replaced by Frank McGuirt on March 7, 2011. Rep. McGuirt is included in the rankings, and Rep. Gibson is not. Rep. Johnathan Rhyne, Jr. resigned Aug. 15, 2011 and is included in the rankings. His replacement, Jason Saine, was appointed Aug. 24, 2011 and is not included. Rep. Jeff Barnhart resigned Sept. 30, 2011 and is included in the rankings. His replacement, Larry Pittman, was appointed Oct. 10, 2011 and is not included in the rankings. Rep. David Guice resigned Jan. 1, 2012 and is included in the rankings. His replacement, Trudi Walend, was appointed Jan. 4, 2012 and is not included.

# Roll Call Voting Participation Rankings for Members of the 2011 N.C. Senate



<u>Senator</u>	<u>Party-County</u>	<u>Senate's Total Votes</u>	<u>Absent or Excused From Voting (# of Votes)</u>	<u>Maximum Votes Could Have Cast While Present</u>	<u>Actual Votes Cast</u>	<u>Percent of Voting Participation</u>	<u>Voting Participation Rank*</u>
Apodaca, Thomas (Tom) M.	(R-Henderson)	947	17	930	930	100.0%	1 (tie)
Brock, Andrew C.	(R-Davie)	947	0	947	947	100.0%	1 (tie)
Brunstetter, Peter (Pete) S.	(R-Forsyth)	947	21	926	926	100.0%	1 (tie)
Gunn, Richard (Rick) W.	(R-Alamance)	947	0	947	947	100.0%	1 (tie)
Harrington, Kathryn (Kathy)	(R-Gaston)	947	0	947	947	100.0%	1 (tie)
Hunt, Neal	(R-Wake)	947	0	947	947	100.0%	1 (tie)
Jackson, W. Brent	(R-Sampson)	947	28	919	919	100.0%	1 (tie)
Preston, Jean R.	(R-Carteret)	947	22	925	925	100.0%	1 (tie)
Purcell, William (Bill) R.	(D-Scotland)	947	6	941	941	100.0%	1 (tie)
Soucek, Daniel (Dan) F.	(R-Watauga)	947	9	938	938	100.0%	1 (tie)
Atwater, Robert (Bob) C.	(D-Chatham)	947	0	947	946	99.9%	11 (tie)
Bingham, Stan	(R-Davidson)	947	23	924	923	99.9%	11 (tie)
Meredith, Wesley A.	(R-Cumberland)	947	36	911	910	99.9%	11 (tie)
Pate, Louis M., Jr.	(R-Wayne)	947	0	947	946	99.9%	11 (tie)
Stevens, Richard Y.	(R-Wake)	947	31	916	915	99.9%	11 (tie)
Tillman, Jerry W.	(R-Randolph)	947	55	892	891	99.9%	11 (tie)
Vaughan, Donald (Don) Ray	(D-Guilford)	947	15	932	931	99.9%	11 (tie)
Allran, Austin M.	(R-Catawba)	947	15	932	930	99.8%	18 (tie)
Brown, Harry	(R-Onslow)	947	36	911	909	99.8%	18 (tie)
Daniel, Warren T.	(R-Burke)	947	3	944	942	99.8%	18 (tie)



# Roll Call Voting Participation Rankings for Members of the 2011 N.C. Senate



<u>Senator</u>	<u>Party-County</u>	<u>Senate's Total Votes</u>	<u>Absent or Excused From Voting (# of Votes)</u>	<u>Maximum Votes Could Have Cast While Present</u>	<u>Actual Votes Cast</u>	<u>Percent of Voting Participation</u>	<u>Voting Participation Rank</u>
Davis, James (Jim) Wayland	(R-Macon)	947	0	947	945	99.8%	18 (tie)
Goolsby, Thomas (Thom) C.	(R-New Hanover)	947	47	900	898	99.8%	18 (tie)
Hise, Ralph E., Jr.	(R-Mitchell)	947	1	946	944	99.8%	18 (tie)
Mansfield, Eric L.	(D-Cumberland)	947	32	915	913	99.8%	18 (tie)
Walters, Michael P.	(D-Robeson)	947	95	852	850	99.8%	18 (tie)
Rouzer, David	(R-Johnston)	947	12	935	932	99.7%	26 (tie)
Tucker, Tommy	(R-Union)	947	17	930	927	99.7%	26 (tie)
Hartsell, Fletcher L., Jr.	(R-Cabarrus)	947	52	895	891	99.6%	28 (tie)
Kinnaird, Eleanor (Ellie)	(D-Orange)	947	4	943	939	99.6%	28 (tie)
Newton, E. S. (Buck)	(R-Wilson)	947	0	947	943	99.6%	28 (tie)
White, Stan M.	(D-Dare)	947	22	925	921	99.6%	28 (tie)
Rabon, William (Bill) P.	(R-Brunswick)	947	11	936	931	99.5%	32
Nesbitt, Martin L., Jr.	(D-Buncombe)	947	0	947	941	99.4%	33 (tie)
Robinson, Gladys A.	(D-Guilford)	947	76	871	866	99.4%	33 (tie)
Dannelly, Charlie S.	(D-Mecklenburg)	947	146	801	795	99.3%	35 (tie)
Stein, Joshua (Josh) H.	(D-Wake)	947	1	946	939	99.3%	35 (tie)
Blue, Daniel (Dan) T., Jr.	(D-Wake)	947	39	908	901	99.2%	37 (tie)
Clary, Debbie A.	(R-Cleveland)	947	19	928	921	99.2%	37 (tie)
East, Don W.	(R-Surry)	947	12	935	927	99.1%	39
Blake, Harris D.	(R-Moore)	947	79	868	858	98.8%	40

# Roll Call Voting Participation Rankings for Members of the 2011 N.C. Senate



<u>Senator</u>	<u>Party-County</u>	<u>Senate's Total Votes</u>	<u>Absent or Excused From Voting (# of Votes)</u>	<u>Maximum Votes Could Have Cast While Present</u>	<u>Actual Votes Cast</u>	<u>Percent of Voting Participation</u>	<u>Voting Participation Rank</u>
Berger, Doug	(D-Franklin)	947	12	935	923	98.7%	41
Garrou, Linda	(D-Forsyth)	947	101	846	828	97.9%	42
Berger, Philip (Phil) E.	(R-Rockingham)	947	25	922	894	97.0%	43
Jones, Edward (Ed) W.	(D-Halifax)	947	24	923	893	96.7%	44
Rucho, Robert (Bob) A.	(R-Mecklenburg)	947	35	912	880	96.5%	45
Jenkins, S. Clark	(D-Edgecombe)	947	202	745	701	94.1%	46
Clodfelter, Daniel (Dan) G.	(D-Mecklenburg)	947	43	904	849	93.9%	47
McKissick, Floyd B., Jr.	(D-Durham)	947	52	895	827	92.4%	48
Graham, Malcolm	(D-Mecklenburg)	947	170	777	707	91.0%	49

\*Note: Only 49 of the state's 50 Senators are included in the rankings based on their dates of service during the 2011 Long Session and several special sessions in 2011. Sen. James Forrester died Oct. 31, 2011 and Chris Carney was appointed Dec. 8, 2011 to replace him. Senators Forrester and Carney are not included in the rankings. Former Senate President Pro Tem Marc Basnight resigned Jan. 1, 2011, and Stan White was appointed to replace him on Jan. 25, 2011. Sen. White is included in the rankings. Sen. Debbie A. Clary resigned Jan. 10, 2012, and Wes Westmoreland was appointed to replace her on Jan. 23, 2012. Sen. Clary is included in the rankings, while Sen. Westmoreland is not included.

# 2011 N.C. Senate Roll Call Voting Participation Rankings, Alphabetical Order by Senator



*\*The Voting Participation Rank is a Senator's ranking out of the 49 Senators who were ranked.*

<u>Senator</u>	<b>2011 Voting Participation Rank*</b>
Allran, Austin M.	18 (tie)
Apodaca, Thomas (Tom) M.	1 (tie)
Atwater, Robert (Bob) C.	11 (tie)
Berger, Doug	41
Berger, Philip (Phil) E.	43
Bingham, Stan	11 (tie)
Blake, Harris D.	40
Blue, Daniel (Dan) T., Jr.	37 (tie)
Brock, Andrew C.	1 (tie)
Brown, Harry	18 (tie)
Brunstetter, Peter (Pete) S.	1 (tie)
Clary, Debbie A.	37 (tie)
Clodfelter, Daniel (Dan) G.	47
Daniel, Warren T.	18 (tie)
Dannelly, Charlie S.	35 (tie)
Davis, James (Jim) Wayland	18 (tie)
East, Don W.	39
Garrou, Linda	42
Goolsby, Thomas (Thom) C.	18 (tie)
Graham, Malcolm	49
Gunn, Richard (Rick) W.	1 (tie)
Harrington, Kathryn (Kathy)	1 (tie)
Hartsell, Fletcher L., Jr.	28 (tie)
Hise, Ralph E., Jr.	18 (tie)
Hunt, Neal	1 (tie)

<u>Senator</u>	<b>2011 Voting Participation Rank*</b>
Jackson, W. Brent	1 (tie)
Jenkins, S. Clark	46
Jones, Edward (Ed) W.	44
Kinnaird, Eleanor (Ellie)	28 (tie)
Mansfield, Eric L.	18 (tie)
McKissick, Floyd B., Jr.	48
Meredith, Wesley A.	11 (tie)
Nesbitt, Martin L., Jr.	33 (tie)
Newton, E. S. (Buck)	28 (tie)
Pate, Louis M., Jr.	11 (tie)
Preston, Jean R.	1 (tie)
Purcell, William (Bill) R.	1 (tie)
Rabon, William (Bill) P.	32
Robinson, Gladys A.	33 (tie)
Rouzer, David	26 (tie)
Rucho, Robert (Bob) A.	45
Soucek, Daniel (Dan) F.	1 (tie)
Stein, Joshua (Josh) H.	35 (tie)
Stevens, Richard Y.	11 (tie)
Tillman, Jerry W.	11 (tie)
Tucker, Tommy	26 (tie)
Vaughan, Donald (Don) Ray	11 (tie)
Walters, Michael P.	18 (tie)
White, Stan M.	28 (tie)

\*Note: Only 49 of the state's 50 Senators are included in the rankings based on their dates of service during the 2011 Long Session and several special sessions in 2011.

Sen. James Forrester died Oct. 31, 2011 and Chris Carney was appointed Dec. 8, 2011 to replace him. Senators Forrester and Carney are not included in the rankings.

Former Senate President Pro Tem Marc Basnight resigned Jan. 1, 2011, and Stan White was appointed to replace him on Jan. 25, 2011. Sen. White is included in the rankings.

Sen. Debbie A. Clary resigned Jan. 10, 2012, and Wes Westmoreland was appointed to replace her on Jan. 23, 2012. Sen. Clary is included in the rankings, while Sen. Westmoreland is not included.

# Roll Call Voting Participation Rankings for Members of the 2011 N.C. House of Representatives



<u>Representative</u>	<u>Party-County</u>	<u>House's Total Votes</u>	<u>Absent or Excused From Voting (# of Votes)</u>	<u>Maximum Votes Could Have Cast While Present</u>	<u>Actual Votes Cast</u>	<u>Percent of Voting Participation</u>	<u>Voting Participation Rank*</u>
Brown, Larry R.	(R-Forsyth)	1326	93	1233	1233	100.0%	1 (tie)
Dollar, J. Nelson	(R-Wake)	1326	0	1326	1326	100.0%	1 (tie)
Hollo, Mark W.	(R-Alexander)	1326	0	1326	1326	100.0%	1 (tie)
Hurley, Pat B.	(R-Randolph)	1326	0	1326	1326	100.0%	1 (tie)
Jones, C. Herbert (Bert), Jr.	(R-Rockingham)	1326	0	1326	1326	100.0%	1 (tie)
Luebke, Paul	(D-Durham)	1326	1	1325	1325	100.0%	1 (tie)
Owens, William (Bill) C., Jr.	(D-Pasquotank)	1326	58	1268	1268	100.0%	1 (tie)
Weiss, Jennifer	(D-Wake)	1326	12	1314	1314	100.0%	1 (tie)
Alexander, Martha B.	(D-Mecklenburg)	1326	10	1316	1315	99.9%	9 (tie)
Gillespie, Mitch	(R-McDowell)	1326	2	1324	1323	99.9%	9 (tie)
Pierce, Garland E.	(D-Scotland)	1326	3	1323	1322	99.9%	9 (tie)
Carney, Becky	(D-Mecklenburg)	1326	5	1321	1319	99.8%	12 (tie)
Haire, R. Phillip (Phil)	(D-Jackson)	1326	65	1261	1258	99.8%	12 (tie)
Harrison, Mary Price (Pricey) T.	(D-Guilford)	1326	33	1293	1291	99.8%	12 (tie)
Ingle, Dan W.	(R-Alamance)	1326	0	1326	1324	99.8%	12 (tie)
Killian, Richard (Ric) D.	(R-Mecklenburg)	1326	208	1118	1116	99.8%	12 (tie)
McGee, William (Bill) C.	(R-Forsyth)	1326	13	1313	1310	99.8%	12 (tie)
Randleman, Shirley B.	(R-Wilkes)	1326	0	1326	1324	99.8%	12 (tie)
Steen, Fred F., II	(R-Rowan)	1326	0	1326	1324	99.8%	12 (tie)
Wray, Michael H.	(D-Northampton)	1326	25	1301	1299	99.8%	12 (tie)

\*The Voting Participation Rank is a Representative's ranking out of 119 Representatives. See the note on p. 41.

# Roll Call Voting Participation Rankings for Members of the 2011 N.C. House of Representatives



<u>Representative</u>	<u>Party-County</u>	<u>House's Total Votes</u>	<u>Absent or Excused From Voting (# of Votes)</u>	<u>Maximum Votes Could Have Cast While Present</u>	<u>Actual Votes Cast</u>	<u>Percent of Voting Participation</u>	<u>Voting Participation Rank</u>
Bordsen, Alice L.	(D-Alamance)	1326	39	1287	1283	99.7%	21 (tie)
Faircloth, Joseph (John) A., Jr.	(R-Guilford)	1326	0	1326	1322	99.7%	21 (tie)
Iler, Frank	(R-Brunswick)	1326	2	1324	1320	99.7%	21 (tie)
Sager, Efton M.	(R-Wayne)	1326	0	1326	1322	99.7%	21 (tie)
Spear, Timothy L.	(D-Washington)	1326	9	1317	1313	99.7%	21 (tie)
Warren, Edith D.	(D-Pitt)	1326	65	1261	1257	99.7%	21 (tie)
Bell, Larry M.	(D-Sampson)	1326	7	1319	1314	99.6%	27 (tie)
Fisher, Susan C.	(D-Buncombe)	1326	2	1324	1319	99.6%	27 (tie)
Glazier, Rick	(D-Cumberland)	1326	4	1322	1317	99.6%	27 (tie)
Hall, Larry D.	(D-Durham)	1326	4	1322	1317	99.6%	27 (tie)
Hastings, Kelly E.	(R-Gaston)	1326	39	1287	1282	99.6%	27 (tie)
Martin, D. Grier	(D-Wake)	1326	12	1314	1309	99.6%	27 (tie)
Parfitt, Diane M.	(D-Cumberland)	1326	0	1326	1321	99.6%	27 (tie)
Rapp, Raymond (Ray) C.	(D-Madison)	1326	0	1326	1321	99.6%	27 (tie)
Gill, Rosa U.	(D-Wake)	1326	5	1321	1315	99.5%	35 (tie)
Hilton, Mark K.	(R-Catawba)	1326	10	1316	1309	99.5%	35 (tie)
Jeffus, Margaret (Maggie) M.	(D-Guilford)	1326	0	1326	1320	99.5%	35 (tie)
Justice, Carolyn H.	(R-Pender)	1326	37	1289	1282	99.5%	35 (tie)
Langdon, James H., Jr.	(R-Johnston)	1326	23	1303	1296	99.5%	35 (tie)
Lucas, Marvin W.	(D-Cumberland)	1326	27	1299	1292	99.5%	35 (tie)
McLawhorn, Marian N.	(D-Pitt)	1326	6	1320	1313	99.5%	35 (tie)

# Roll Call Voting Participation Rankings for Members of the 2011 N.C. House of Representatives



<u>Representative</u>	<u>Party-County</u>	<u>House's Total Votes</u>	<u>Absent or Excused From Voting (# of Votes)</u>	<u>Maximum Votes Could Have Cast While Present</u>	<u>Actual Votes Cast</u>	<u>Percent of Voting Participation</u>	<u>Voting Participation Rank</u>
Mobley, Annie W.	(D-Hertford)	1326	35	1291	1285	99.5%	35 (tie)
Moore, Timothy (Tim) K.	(R-Cleveland)	1326	2	1324	1317	99.5%	35 (tie)
Tolson, Joe P.	(D-Edgecombe)	1326	0	1326	1319	99.5%	35 (tie)
West, Thomas Roger	(R-Cherokee)	1326	207	1119	1113	99.5%	35 (tie)
Wilkins, W.A. (Winkie)	(D-Person)	1326	317	1009	1004	99.5%	35 (tie)
Adams, Alma S.	(D-Guilford)	1326	37	1289	1281	99.4%	47 (tie)
Cotham, Tricia Ann	(D-Mecklenburg)	1326	91	1235	1227	99.4%	47 (tie)
Horn, D. Craig	(R-Union)	1326	22	1304	1296	99.4%	47 (tie)
McElraft, Patricia (Pat) E.	(R-Carteret)	1326	46	1280	1272	99.4%	47 (tie)
Moffitt, Timothy (Tim) D.	(R-Buncombe)	1326	24	1302	1294	99.4%	47 (tie)
Blackwell, Hugh A.	(R-Burke)	1326	0	1326	1317	99.3%	52 (tie)
Dixon, James (Jimmy) W.	(R-Duplin)	1326	19	1307	1298	99.3%	52 (tie)
Jordan, Jonathan C.	(R-Ashe)	1326	0	1326	1317	99.3%	52 (tie)
Sanderson, Norman W.	(R-Pamlico)	1326	0	1326	1317	99.3%	52 (tie)
Burr, Justin P.	(R-Stanly)	1326	9	1317	1307	99.2%	56 (tie)
Collins, Jeffrey (Jeff) L.	(R-Nash)	1326	3	1323	1312	99.2%	56 (tie)
Faison, Bill	(D-Orange)	1326	109	1217	1207	99.2%	56 (tie)
Hackney, Joe	(D-Orange)	1326	12	1314	1303	99.2%	56 (tie)
Frye, Phillip D.	(R-Mitchell)	1326	0	1326	1314	99.1%	60 (tie)
Stevens, Sarah S.	(R-Surry)	1326	96	1230	1219	99.1%	60 (tie)

# Roll Call Voting Participation Rankings for Members of the 2011 N.C. House of Representatives



<u>Representative</u>	<u>Party-County</u>	<u>House's Total Votes</u>	<u>Absent or Excused From Voting (# of Votes)</u>	<u>Maximum Votes Could Have Cast While Present</u>	<u>Actual Votes Cast</u>	<u>Percent of Voting Participation</u>	<u>Voting Participation Rank</u>
Dockham, Jerry C.	(R-Davidson)	1326	35	1291	1278	99.0%	62 (tie)
Floyd, Elmer	(D-Cumberland)	1326	0	1326	1313	99.0%	62 (tie)
Guice, W. David	(R-Transylvania)	1326	143	1183	1171	99.0%	62 (tie)
Insko, Verla C.	(D-Orange)	1326	14	1312	1299	99.0%	62 (tie)
Wainwright, William L.	(D-Craven)	1326	113	1213	1201	99.0%	62 (tie)
Hager, Michael (Mike) D.	(R-Rutherford)	1326	0	1326	1311	98.9%	67 (tie)
Keever, Patricia (Patsy) R.	(D-Buncombe)	1326	11	1315	1300	98.9%	67 (tie)
Samuelson, Ruth	(R-Mecklenburg)	1326	39	1287	1273	98.9%	67 (tie)
Torbett, John A.	(R-Gaston)	1326	0	1326	1312	98.9%	67 (tie)
Avila, Marilyn	(R-Wake)	1326	2	1324	1308	98.8%	71 (tie)
Current, William (Bill) A., Sr.	(R-Gaston)	1326	53	1273	1258	98.8%	71 (tie)
Farmer-Butterfield, Jean	(D-Wilson)	1326	37	1289	1273	98.8%	71 (tie)
Shepard, Phillip (Phil) R.	(R-Onslow)	1326	26	1300	1285	98.8%	71 (tie)
Cleveland, George G.	(R-Onslow)	1326	5	1321	1304	98.7%	75 (tie)
Pridgen, Gaston Layton (G.L.)	(R-Robeson)	1326	0	1326	1309	98.7%	75 (tie)
Goodman, Kenneth (Ken) L.	(D-Richmond)	1326	24	1302	1284	98.6%	77 (tie)
Stone, Michael (Mike) C.	(R-Lee)	1326	9	1317	1299	98.6%	77 (tie)
Womble, Larry W.	(D-Forsyth)	1326	64	1262	1244	98.6%	77 (tie)
Howard, Julia Craven	(R-Davie)	1326	0	1326	1306	98.5%	80 (tie)
Ross, Deborah K.	(D-Wake)	1326	0	1326	1306	98.5%	80 (tie)

# Roll Call Voting Participation Rankings for Members of the 2011 N.C. House of Representatives



<u>Representative</u>	<u>Party-County</u>	<u>House's Total Votes</u>	<u>Absent or Excused From Voting (# of Votes)</u>	<u>Maximum Votes Could Have Cast While Present</u>	<u>Actual Votes Cast</u>	<u>Percent of Voting Participation</u>	<u>Voting Participation Rank</u>
Starnes, Edgar V.	(R-Caldwell)	1326	1	1325	1304	98.4%	82
Blust, John Marshall	(R-Guilford)	1326	3	1323	1301	98.3%	83 (tie)
Brubaker, Harold J.	(R-Randolph)	1326	0	1326	1304	98.3%	83 (tie)
Hamilton, Susan (Susi) H.	(D-New Hanover)	1326	57	1269	1247	98.3%	83 (tie)
Alexander, Kelly M., Jr.	(D-Mecklenburg)	1326	68	1258	1235	98.2%	86 (tie)
Earle, Beverly M.	(D-Mecklenburg)	1326	4	1322	1298	98.2%	86 (tie)
Graham, Charles V.	(D-Robeson)	1326	0	1326	1302	98.2%	86 (tie)
Mills, P. Grey	(R-Iredell)	1326	61	1265	1242	98.2%	86 (tie)
Barnhart, Jeffrey (Jeff) L.	(R-Cabarrus)	1326	137	1189	1166	98.1%	90 (tie)
Brawley, William (Bill) M., Jr.	(R-Mecklenburg)	1326	0	1326	1301	98.1%	90 (tie)
LaRoque, Stephen A.	(R-Lenoir)	1326	8	1318	1291	98.0%	92 (tie)
McGuirt, W. Franklin (Frank)	(D-Union)	1326	69	1257	1232	98.0%	92 (tie)
Bradley, Glen A.	(R-Franklin)	1326	6	1320	1291	97.8%	94 (tie)
Brown, Rayne	(R-Davidson)	1326	0	1326	1297	97.8%	94 (tie)
Hill, Dewey L.	(D-Columbus)	1326	85	1241	1214	97.8%	94 (tie)
McComas, Daniel (Danny) F.	(R-New Hanover)	1326	304	1022	1000	97.8%	94 (tie)
Murry, Thomas (Tom) O.	(R-Wake)	1326	77	1249	1222	97.8%	94 (tie)
McGrady, Charles (Chuck) W.	(R-Henderson)	1326	25	1301	1271	97.7%	99
Bryant, Angela Rebecca	(D-Nash)	1326	61	1265	1235	97.6%	100 (tie)
Setzer, Mitchell S.	(R-Catawba)	1326	11	1315	1283	97.6%	100 (tie)



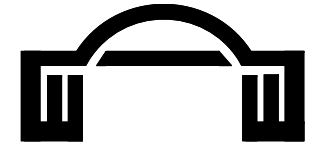
# Roll Call Voting Participation Rankings for Members of the 2011 N.C. House of Representatives



<u>Representative</u>	<u>Party-County</u>	<u>House's Total Votes</u>	<u>Absent or Excused From Voting (# of Votes)</u>	<u>Maximum Votes Could Have Cast While Present</u>	<u>Actual Votes Cast</u>	<u>Percent of Voting Participation</u>	<u>Voting Participation Rank</u>
Boles, James (Jamie) L., Jr.	(R-Moore)	1326	20	1306	1273	97.5%	102
Holloway, Bryan R.	(R-Stokes)	1326	14	1312	1277	97.3%	103 (tie)
McCormick, Darrell G.	(R-Yadkin)	1326	4	1322	1286	97.3%	103 (tie)
Cook, William (Bill) Marvin	(R-Beaufort)	1326	28	1298	1261	97.1%	105
Parmon, Earline W.	(D-Forsyth)	1326	83	1243	1204	96.9%	106
Moore, Rodney W.	(D-Mecklenburg)	1326	16	1310	1264	96.5%	107
Brisson, William D.	(D-Bladen)	1326	0	1326	1277	96.3%	108 (tie)
Daughtry, N. Leo	(R-Johnston)	1326	76	1250	1204	96.3%	108 (tie)
Lewis, David R.	(R-Harnett)	1326	109	1217	1172	96.3%	108 (tie)
Jackson, Darren G.	(D-Wake)	1326	128	1198	1151	96.1%	111 (tie)
Johnson, Linda P.	(R-Cabarrus)	1326	0	1326	1274	96.1%	111 (tie)
Warren, Harry J.	(R-Rowan)	1326	0	1326	1269	95.7%	113
Crawford, James (Jim) W., Jr.	(D-Granville)	1326	37	1289	1223	94.9%	114 (tie)
Stam, Paul (Skip)	(R-Wake)	1326	2	1324	1257	94.9%	114 (tie)
Michaux, Henry M. (Mickey), Jr.	(D-Durham)	1326	0	1326	1248	94.1%	116
Rhyne, Johnathan L., Jr.	(R-Lincoln)	1326	117	1209	1108	91.6%	117
Brandon, K. Marcus, Jr.	(D-Guilford)	1326	17	1309	1180	90.1%	118
Folwell, Dale R.	(R-Forsyth)	1326	46	1280	1100	85.9%	119
Tillis, Thom	(R-Mecklenburg)	1326	0	1326	158*	11.9%	NA*

\*Historically, the Speaker of the House has voted only to break ties or when he deems it necessary. Former Speaker Joe Hackney voted 49 times in 2009-10.

# 2011 N.C. House of Representatives Roll Call Voting Participation Rankings, Alphabetical Order by Representative



<u>Representative</u>	<u>2011 Voting Participation Ranking*</u>	<u>Representative</u>	<u>2011 Voting Participation Ranking*</u>	<u>Representative</u>	<u>2011 Voting Participation Ranking*</u>	<u>Representative</u>	<u>2011 Voting Participation Ranking*</u>
Adams, Alma S.	47 (tie)	Earle, Beverly M.	86 (tie)	Insko, Verla C.	62 (tie)	Parfitt, Diane M.	27 (tie)
Alexander, Kelly M., Jr.	86 (tie)	Faircloth, Joseph (John) A., Jr.	21 (tie)	Jackson, Darren G.	111 (tie)	Parmon, Earline W.	106
Alexander, Martha B.	9 (tie)	Faison, Bill	56 (tie)	Jeffus, Margaret (Maggie) M.	35 (tie)	Pierce, Garland E.	9 (tie)
Avila, Marilyn	71 (tie)	Farmer-Butterfield, Jean	71 (tie)	Johnson, Linda P.	111 (tie)	Pridgen, Gaston Layton (G.L.)	75 (tie)
Barnhart, Jeffrey (Jeff) L.	90 (tie)	Fisher, Susan C.	27 (tie)	Jones, C. Herbert (Bert), Jr.	1 (tie)	Randleman, Shirley B.	12 (tie)
Bell, Larry M.	27 (tie)	Floyd, Elmer	62 (tie)	Jordan, Jonathan C.	52 (tie)	Rapp, Raymond (Ray) C.	27 (tie)
Blackwell, Hugh A.	52 (tie)	Folwell, Dale R.	119	Justice, Carolyn H.	35 (tie)	Rhyne, Johnathan L., Jr.	117
Blust, John Marshall	83 (tie)	Frye, Phillip D.	60 (tie)	Keever, Patricia (Patsy) R.	67 (tie)	Ross, Deborah K.	80 (tie)
Boles, James (Jamie) L., Jr.	102	Gill, Rosa U.	35 (tie)	Killian, Richard (Ric) D.	12 (tie)	Sager, Efton M.	21 (tie)
Bordsen, Alice L.	21 (tie)	Gillespie, Mitch	9 (tie)	Langdon, James H., Jr.	35 (tie)	Samuelson, Ruth	67 (tie)
Bradley, Glen A.	94 (tie)	Glazier, Rick	27 (tie)	LaRoque, Stephen A.	92 (tie)	Sanderson, Norman W.	52 (tie)
Brandon, K. Marcus, Jr.	118	Goodman, Kenneth (Ken) L.	77 (tie)	Lewis, David R.	108 (tie)	Setzer, Mitchell S.	100 (tie)
Brawley, William (Bill) M., Jr.	90 (tie)	Graham, Charles V.	86 (tie)	Lucas, Marvin W.	35 (tie)	Shepard, Phillip (Phil) R.	71 (tie)
Brisson, William D.	108 (tie)	Guice, W. David	62 (tie)	Luebke, Paul	1 (tie)	Spear, Timothy L.	21 (tie)
Brown, Larry R.	1 (tie)	Hackney, Joe	56 (tie)	Martin, D. Grier	27 (tie)	Stam, Paul (Skip)	114 (tie)
Brown, Rayne	94 (tie)	Hager, Michael (Mike) D.	67 (tie)	McComas, Daniel (Danny) F.	94 (tie)	Starnes, Edgar V.	82
Brubaker, Harold J.	83 (tie)	Haire, R. Phillip (Phil)	12 (tie)	McCormick, Darrell G.	103 (tie)	Steen, Fred F., II	12 (tie)
Bryant, Angela Rebecca	100 (tie)	Hall, Larry D.	27 (tie)	McElraft, Patricia (Pat) E.	47 (tie)	Stevens, Sarah S.	60 (tie)
Burr, Justin P.	56 (tie)	Hamilton, Susan (Susi) H.	83 (tie)	McGee, William (Bill) C.	12 (tie)	Stone, Michael (Mike) C.	77 (tie)
Carney, Becky	12 (tie)	Harrison, Mary Price (Pricey) T.	12 (tie)	McGrady, Charles (Chuck) W.	99	Tillis, Thom	NA**
Cleveland, George G.	75 (tie)	Hastings, Kelly E.	27 (tie)	McGuirt, W. Franklin (Frank)	92 (tie)	Tolson, Joe P.	35 (tie)
Collins, Jeffrey (Jeff) L.	56 (tie)	Hill, Dewey L.	94 (tie)	McLawhorn, Marian N.	35 (tie)	Torbett, John A.	67 (tie)
Cook, William (Bill) Marvin	105	Hilton, Mark K.	35 (tie)	Michaux, H. M. (Mickey), Jr.	116	Wainwright, William L.	62 (tie)
Cotham, Tricia Ann	47 (tie)	Hollo, Mark W.	1 (tie)	Mills, P. Grey	86 (tie)	Warren, Edith D.	21 (tie)
Crawford, James (Jim) W., Jr.	114 (tie)	Holloway, Bryan R.	103 (tie)	Mobley, Annie W.	35 (tie)	Warren, Harry J.	113
Current, William (Bill) A., Sr.	71 (tie)	Horn, D. Craig	47 (tie)	Moffitt, Timothy (Tim) D.	47 (tie)	Weiss, Jennifer	1 (tie)
Daughtry, N. Leo	108 (tie)	Howard, Julia Craven	80 (tie)	Moore, Rodney W.	107	West, Thomas Roger	35 (tie)
Dixon, James (Jimmy) W.	52 (tie)	Hurley, Pat B.	1 (tie)	Moore, Timothy (Tim) K.	35 (tie)	Wilkins, W.A. (Winkie)	35 (tie)
Dockham, Jerry C.	62 (tie)	Iler, Frank	21 (tie)	Murry, Thomas (Tom) O.	94 (tie)	Womble, Larry W.	77 (tie)
Dollar, J. Nelson	1 (tie)	Ingle, Dan W.	12 (tie)	Owens, William (Bill) C., Jr.	1 (tie)	Wray, Michael H.	12 (tie)

\*Note: All 120 state Representatives are included in the rankings, based on their dates of service during the 2011 Long Session and several special sessions in 2011. Rep. Pryor Gibson resigned March 3, 2011 and was replaced by Frank McGuirt on March 7, 2011. Rep. McGuirt is included in the rankings, and Rep. Gibson is not. Rep. Johnathan Rhyne, Jr. resigned Aug. 15, 2011 and is included in the rankings. His replacement, Jason Saine, was appointed Aug. 24, 2011 and is not included. Rep. Jeff Barnhart resigned Sept. 30, 2011 and is included in the rankings. His replacement, Larry Pittman, was appointed Oct. 10, 2011 and is not included in the rankings. Rep. David Guice resigned Jan. 1, 2012 and is included in the rankings. His replacement, Trudi Walend, was appointed Jan. 4, 2012 and is not included.

\*\*Historically, the Speaker of the House has voted only to break ties or when he deems it necessary.



# North Carolina Center for Public Policy Research

## Board of Directors

**Chair**  
Fred Stang

**Vice-Chair and Chair-Elect**  
Leslie Walden

**Secretary**  
Tina Wilson

**Treasurer**  
Bob Morrison

John Bardo  
Brian Buzby  
Betty Craven  
John Davis III  
Heather Graham  
Lynn Holmes  
Joan Lipsitz  
Pat Martinez  
David Miner

Cristina Morales  
Don Munford  
Tara Sandercock  
Jo Anne Sanford  
Allen Smart  
Jack Stanley  
Peggy Valentine  
Doug Walker  
Larry Weiss  
Johnny Wilson

**Executive Director**  
Ran Coble

**Center Staff**  
Tammy Bromley  
Aisander Duda  
Mebane Rash  
Nancy Rose  
Amy Strecker

The North Carolina Center for Public Policy Research is an independent, nonprofit organization dedicated to the goals of a better informed public and a more effective, accountable, and responsive government. The Center identifies public policy issues facing North Carolina and enriches the dialogue among citizens, the media, and policymakers. Based on its research, the Center makes recommendations for improving the way government serves the people of this state. In all its efforts, the Center values reliable and objective research as a basis for analyzing public policy, independence from partisan bias and political ideology, the richness of the state's diverse population, and a belief in the importance of citizen involvement in public life.

The Center was formed in 1977 by a diverse group of private citizens for the purpose of gathering, analyzing, and disseminating information concerning North Carolina's institutions of government. It is a nonpartisan organization guided by a self-electing Board of Directors and has individual and corporate members across the state.

Center projects include the issuance of special reports on major policy questions; the publication of a journal called *North Carolina Insight*; joint productions of public affairs programs with WPTF-AM radio, the N.C. Radio News Network, the N.C. Agency for Public Telecommunications, and Time Warner Cable TV; and the regular participation of members of the staff and the Board in public affairs programs around the state. An attempt is made in the various projects undertaken by the Center to synthesize the thoroughness of scholarly research with the readability of good journalism. Each Center publication represents an effort to amplify conflicting ideas on the subject under study and to reach conclusions based on sound rationalization of these competing ideas.

Please mail this form and your check payable to the N.C. Center for Public Policy Research, P.O. Box 430, Raleigh, N.C. 27602. To order by email, fax, or pay by credit card, contact Tammy Bromley at (919) 832-2839 phone, (919) 832-2847 fax, or [tbromley@nccppr.org](mailto:tbromley@nccppr.org).

- I'd like to join the N.C. Center and receive *North Carolina Insight* journal online or in print and "From the Center Out" newsletter. Select membership level below.
- \$1,000 Corporate Patron  \$500 Supporting Corporate  \$300 Regular Member Plus\*  \$100 E-Member Plus  \$75 Basic Regular Member\*\*  \$50 Basic E-Member
- \*Receives *North Carolina Insight* and all major reports as printed publications. \*\*Receives *North Carolina Insight* as a printed publication.

I'd like to order the following Center publications (please indicate quantity below):

_____	Additional copies of <i>Rankings of Effectiveness, Attendance, and Roll Call Voting Participation for the 2011 N.C. General Assembly</i> (\$10.00 each)	\$ _____
_____	Copies of online <i>Article II: A Citizen's Guide to the 2011-2012 N.C. Legislature</i> , including committee assignments (\$25.00 each)	\$ _____
_____	Copies of the forthcoming report, <i>Rankings of the Most Influential Lobbyists in the 2011 N.C. General Assembly</i> (\$10.00 each, to be released in August 2012)	\$ _____
_____	A set of all three publications above (\$40.00 each set)	\$ _____
_____	<i>North Carolina Insight</i> , Special Report, The History of Mental Health Reform in North Carolina (\$15.00 each)	Prices include tax, \$ _____
_____	<i>North Carolina Insight</i> , Vol. 22, No. 4/Vol 23, No. 1, The Future of Community Colleges in N.C. (\$28.00 each)	postage, and handling \$ _____

**TOTAL ENCLOSED:** \$ \_\_\_\_\_

Please bill me

Name \_\_\_\_\_ Organization \_\_\_\_\_

Email \_\_\_\_\_ Address \_\_\_\_\_

City \_\_\_\_\_ State \_\_\_\_\_ Zip \_\_\_\_\_ Phone \_\_\_\_\_

NORTH CAROLINA CENTER FOR  
PUBLIC POLICY RESEARCH INC.  
P.O. Box 430, Raleigh, North Carolina 27602  
Tel: (919) 832-2839 Fax: (919) 832-2847  
<http://www.nccppr.org>

